



GOVERNMENT OF BERMUDA
Ministry of Education

School Bathroom Alterations

**Francis Patton Primary
(Girls Only)
&
Est End Primary
(Girls & Boys)**

Bermuda

Instructions to Tenders

Date: Wednesday, June 19, 2019



TABLE OF CONTENTS

<u>Section</u>	<u>Description</u>	<u>Page</u>
Part 1	GENERAL	4
1.1	Description of Works	4
1.2	Eligibility and Qualification Requirements	4
1.3	Cost of Tendering	4
1.4	Pre-Tender Meeting & Site Inspections	4
1.5	Site Inspections & Tender Information	5
Part 2	TENDER DOCUMENTS	6
2.1	Content of the Tender Documents	6
2.2	Clarification of Tender Documents	6
2.3	Amendment of Tender Documents	6
Part 3	PREPARATION OF TENDERS	7
3.1	Language of the Tender	7
3.2	Documents Comprising the Tender	7
3.3	Tender Prices	7
3.4	Currencies of Tender	8
3.5	Tender Validity	8
3.6	Format and Signing of Tenders	8
Part 4	SUBMISSION OF TENDERS	9
4.1	Sealing and Marking of Tenders	9
4.2	Deadline for Submission of Tenders	9
4.3	Late Tenders	9
4.4	Modifications and Withdrawal of Tenders	9
Part 5	TENDER OPENING AND EVALUATION	10
5.1	Tender Opening	10
5.2	Process to be Confidential	10
5.3	Clarification of Tenders	10
5.4	Preliminary Examination	10
5.5	Evaluation Criteria and Comparison of Tenders	11
Part 6	AWARD OF CONTRACT	12
6.1	Award Criteria	12
6.2	Government’s Right to Accept any Tender and to Reject any or all Tenders	12
6.3	Notification of Award	12
6.4	Signing of Contract Agreement	12



Instructions to Tenderers

Annex A-Tender Form 13
 Annex B -Drawings Floor Plan
 Annex C-Specification & Scope of work Annex
 D-Sample Contract CCC-105-2009

Proposal Bid Forms 14



Part 1 GENERAL

1.1 Time

- .1 Tender submissions should be delivered to the below address no later than **3:00pm June 26th, 2019**. The outer envelopes should be clearly marked with the title "Tender Submission Francis Patton School Bathroom Alterations". The submission must be delivered to The Ministry of Education – Facilities Manager's Office located at 113 Front Street, City of Hamilton HM 12.
- .2 Late submission will not be considered.

1.2 Description of Works

- .1 The Government of Bermuda, Ministry of Education (the Government) requests the services of contractor(s) for The School Bathroom Alterations at Francis Patton School & East End School.
- .2 Normal operating hours will be 8 hours per day, 5 days per week. Additional hours may be required and must be agreed in writing beforehand with the Site Manager & Project Manager.

1.3 Eligibility and Qualification Requirements

- .1 The Contractor and the Contractor's subcontractors must meet certain requirements, specified herein, in order to be considered as eligible Tenderers for the project. Contractors, sub-contractors and contracting teams, which fail to meet the requirements specified herein will not qualify for this project, and their tenders will not be accepted.
- .2 Tenders submitted by a General Contractor with subcontractors shall comply with the following requirements:
 - .1 The Tenderer shall note the names of proposed subcontractors in their tender submission;
 - .2 The Tender and any Contract pursuant hereto shall be signed by the General Contractor only.
 - .3 The General Contractor shall be liable, solely, for the execution of the Contract in accordance with the Contract terms.

1.4 Cost of Tendering

- .1 The Tenderer shall bear all costs associated with the preparation and submission of his Tender and the Government will in no case be responsible or liable for these costs, regardless of the outcome of the Tendering process.



1.5 Site Inspections & Tender Information

- .1 Prior to the tender closing, the Tenderer is required to visit and inspect the site and surrounding areas where the Service is to be performed. The Tenderer shall be deemed to have satisfied themselves as to the form and nature of the site, the quantities and nature of the Service and materials necessary for the completion of the Service, and in general to have obtained all necessary information as to the risks, contingencies and other circumstances which may influence or affect his Tender.

Francis Patton Primary Site Visit: 24th June @ 10:00am

East End Primary Site Visit: 24th June @ 10:45am

- .2 Tenderers shall make their own assessment of existing facilities, conditions and difficulties which will attend the execution of the Service called for by the proposed contract; including local conditions, constraints due to maintenance of traffic, labour conditions, uncertainty of weather, difficulties with access, and all other reasonable contingencies. Tenderers shall satisfy themselves by personal examination of the site of the proposed Service and by such other means as they choose as to actual conditions and requirements, and as to the quantities required.
- .3 The Tenderer shall make and will be deemed to have made the fullest inquiries in Bermuda as to the availability of skilled and unskilled labour which he may require in the execution of the Contract and shall employ, to the extent practicable and reasonable, staff and labour from sources within Bermuda.
- .4 No subsequent claim will be allowed or considered for any work that may be required for the proper execution and completion of the Services, due to failure by the Contractor to examine the site and make proper allowances for the conditions to be encountered.



Part 2 TENDER DOCUMENTS

2.1 Content of the Tender Documents

- .1 The set of Tender documents issued for the purpose of Tendering includes the following documents, together with any Addenda thereto issued in accordance with Clause 2.3.
 - .1 Instructions to Tenderers
 - .2 Proposal Bid Forms
 - .3 Scope of Works
 - .4 Annex B –Drawings Human Nature Architecture
 - .5 Annex D - Sample Contract,

The Tenderer is expected to examine carefully all instructions, conditions, forms, terms, specifications and drawings in the Tender documents. Failure to comply with the requirements of the Tender submission will be at the Tenderer's own risk.

2.2 Clarification of Tender Documents

- .1 A prospective Tenderer requiring any clarification of the Tender documents may notify the Government in writing, by email or by facsimile at the Government's address indicated below. The Government will respond in writing by email or by facsimile to any request for clarification which they receive earlier than **2 days** prior to the deadline, for the submission of Tenders. Written copies of the Government's response, where necessary (including a description of the inquiry but without identifying its source), will be sent to all prospective Tenderers who have provided contact details.
- .2 Submissions of written queries shall be sent to the Government at the following address:

The Ministry of Education

Attention Dwayne Caisey
Tel: (441) 599-8332
Email: decaisey@gov.bm

2.3 Amendment of Tender Documents

- .1 At any time prior to the deadline for submission of Tenders, the Government may, for any reason, whether at its own initiative or in response to a clarification requested by a prospective Tenderer, modify the Tender documents by the issuance of an Addendum.
- .2 The Addendum will be sent in writing by email or by facsimile to all prospective Tenderers who have collected the Tender documents from the Government and will be



Instructions to Tenders

binding upon them. Prospective Tenderers shall promptly acknowledge receipt thereof by email or facsimile to:

Attention Dwayne Caisey
Tel: (441) 599-8332
Email: decaisey@gov.bm

- .3 In order to afford prospective Tenderers reasonable time in which to take an Addendum into account in preparing their Tenders, the Government may, in its sole discretion, extend the deadline for the submission of Tenders in accordance with Clause 4.2.

Part 3 PREPARATION OF TENDERS

3.1 Language of the Tender

- .1 The Tender prepared by the Tenderer and all correspondence and documents relating to the Tender shall be written in the English language.

3.2 Documents Comprising the Tender

- .1 The Tender submission shall contain the following:
- .1 Form of Tender**
 - .2 List of Subcontractors, if Applicable**
 - .3 Any other materials required to be completed and submitted in accordance with the Instructions to Tenderers embodied in the Tender documents.**

The above shall be used without exception. One copy of the above is to be returned in accordance with Clause 3.6.

3.3 Tender Prices

- .1 Unless stated otherwise in the Tender documents, the Contract shall be for the specific works packages as detailed in the tender documents and based on the completed Form of Tender.
- .2 The Tenderer shall complete the Price Schedule for all items of Services described in the Form of Tender. Items against which no price is entered by the Tenderer will not be paid for by the Government when executed and shall be deemed covered by the other lump sum prices in the Form of Tender.
- .3 The Tenderer shall include overhead and profit in the rates and prices listed within the Price Schedule.
- .4 All duties, taxes and other levies payable by the Contractor under the Contract, or for



any other cause, as of the closing date for submission of Tender, shall be included in the rates and prices and total Tender.

3.4 Currencies of Tender

- .1 The fixed rates shall be quoted by the Tenderer in Bermuda dollars.

3.5 Tender Validity

- .1 Tenders shall remain valid and open for a period of 60 days after the date of Tender opening prescribed in Clause 4.2.
- .2 In exceptional circumstances prior to expiry of the original Tender validity period, the Government may request that the Tender validity period be extended. The request and the responses thereto shall be made in writing by email or by facsimile. A Tenderer may refuse the request and withdraw his Tender. A Tenderer agreeing to the request will not be required nor permitted to modify his Tender.

3.6 Format and Signing of Tenders

- .1 The Tenderer shall prepare one original set of the documents comprising the Tender as described in Sub-Clause 3.2.1 of these Instructions to Tenderers.
- .2 The Tender shall be typed or written in indelible ink and shall be signed by a person or persons duly authorized to bind the Tenderer to the Contract. All pages of the Tender where entries or amendments have been made shall be initialled by the person or persons signing the Tender.
- .3 The completed Tender shall be without alterations, interlineations or erasures, except those to accord with instructions issued by the Government, or as necessary to correct errors made by the Tenderer, in which case such corrections shall be initialled by the person or persons signing the Tender.
- .4 Only one Tender may be submitted by each Tenderer. No Tenderer may participate in the Tender of another for the same Contract in any relation whatsoever.



Part 4 SUBMISSION OF TENDERS

4.1 Sealing and Marking of Tenders

- .1 The Tenderer shall submit no later than **3:00 PM 26th June 2019**.
- .2 The Tenderer shall seal the original of the Tender in an envelope or similar package.
- .3 The envelope shall bear the following identification:
 - .1 **Tender Submission Francis Patton Primary School**
 - .2 **Tender Submission East End Primary School**
- .4 If the envelope is not sealed and marked as instructed above, the Government will assume no responsibility for the misplacement of the Tender submitted.

4.2 Deadline for Submission of Tenders

- .1 Tenders must be received by the Government no later than **3:00 PM 26th June 2019**
- .2 The Government may, at its discretion, extend the deadline for submission of Tender by issuing an amendment in which case all rights and obligations of the Government and the Tenderers previously subject to the original deadline shall thereafter be subject to the new deadline as extended.

4.3 Late Tenders

- .1 Any Tender received by the Government after the deadline for submission of Tenders as provided in Clause 4.2 will be rejected as nonresponsive.

4.4 Modifications and Withdrawal of Tenders

- .1 The Tenderer may modify or withdraw his Tender after Tender submission, provided that the modification or notice of withdrawal is received in writing by the Government prior to the prescribed deadline for submission of Tenders.
- .2 The Tenderer's modification or notice of withdrawal shall be prepared, sealed, marked and delivered in accordance with the provisions of Clause 4.1 for the submission of Tenders with the envelope additionally marked "MODIFICATION" or "WITHDRAWAL" as appropriate.
- .3 Subject to Clause 5.3, no Tender shall be modified subsequent to the deadline for submission of Tenders.



Part 5 TENDER OPENING AND EVALUATION

5.1 Tender Opening

- .1 The Government will examine Tenders to determine whether they are complete, whether the documents have been properly signed and whether the Tenders are generally in order.
- .2 The tender opening will not be held in public
- .3 The tender opening will be recorded with the tenderers' names and tender prices.

5.2 Process to be Confidential

- .1 Information relating to the examination, clarification, evaluation and comparison of Tenders and recommendations concerning any award of contract shall not be disclosed to Tenderers or other persons not officially concerned with such process.
- .2 Any effort by a Tenderer to influence the Government in the process of examination, clarification, evaluation and comparison of Tenders, and in decisions concerning any award of Contract, shall result in the rejection of the Tender.

5.3 Clarification of Tenders

- .1 To assist in the examination, evaluation and comparison of Tenders, the Government may ask Tenderers individually for clarification of their Tenders. The request for clarification and the response shall be in writing or by facsimile, but no change in the price or substance of the Tender shall be sought, offered or permitted except as required to confirm the correction of arithmetic errors discovered by the Government during the evaluation of the Tenders in accordance with Clause 5.5.

5.4 Preliminary Examination

- .1 Prior to the detailed evaluation, the Government will determine the substantial responsiveness of each bid to the Invitation to Tender.
- .2 A substantially responsive Tender is one which conforms to all the terms, conditions and specifications of the Tender documents without material deviation or reservation. A material deviation or reservation is one which affects or could affect, in any substantial way, the scope, quality, or performance of the Services or which limits, in any substantial way, the Government's rights or the Tenderer's obligations under the Contract.
- .3 The Government will examine the bids to determine whether they are complete, whether any computational errors have been made, whether the documents have been properly signed, and whether the bids are generally in order.
- .4 Arithmetical errors will be rectified on the following basis:



Instructions to Tenders

- .1 Where there is a discrepancy between the unit price and the total price that is obtained by multiplying the unit price and quantity, the unit price shall prevail, and the total price shall be corrected. If the Bidder does not accept the correction of errors, its Bid will be rejected. If there is a discrepancy between words and figures the amount in words will prevail;
- .2 Where there is a discrepancy between the amounts in figures and in words, the amounts in words will govern; and
- .3 Where there is a discrepancy between the individual lump sums and the total amounts derived from the sum of the individual lump sum, the individual lump sum as quoted will govern, and the total amount will be corrected.
- .5 A Tender determined as not substantially responsive will be rejected by the Government.

5.5 Evaluation Criteria and Comparison of Tenders

- .1 The Government will only evaluate Tenders determined to be substantially responsive to the requirements of the Tendering documents.
- .2 In evaluating Tenders, the Government will determine for each Tender, the Evaluated Tender Price, by adjusting the Tender Price as follows:
 - .1 Making any correction for errors pursuant to 5.4.24;
 - .2 Making an appropriate adjustment for any acceptable quantifiable variations, deviations or alternative offers not reflected in the Tender Price or in the above-mentioned other adjustments.
- .3 The tender evaluation will be based upon the following:
 - .1 the responsiveness of the submitted proposal documentation;
 - .2 the tendered prices and schedule of rates;
 - .3 the tenderer's past performance on prior Government projects
- .4 Tender submissions which fail to include all required documentation as listed in Clause 3.2 will be deemed nonresponsive and the Tender will be rejected.
- .5 The Government reserves the right to accept or reject any variation, deviation or alternative offer. Variations, deviations, alternative offers and other factors which are in excess of the requirements of the Tendering documents or otherwise result in the accrual of unsolicited benefits to the Government shall not be taken into account in Tender Evaluation.



Part 6 AWARD OF CONTRACT

6.1 Award Criteria

- .1 The Government will award the Contract to the Tenderer whose Tender has been determined to be substantially responsive to the Tendering documents and who, in the opinion of the Government, has offered the best overall submission. This may not be the lowest priced tender received.
- .2 The Government may award contracts to multiple Tenderers pursuant to this Invitation to Tender. Additionally, a Tenderer may be awarded multiple works packages (as detailed in Clause 1.1).

6.2 Government's Right to Accept any Tender and to Reject any or all Tenders

- .1 The Government does not bind himself to accept the lowest or any Tender and reserves the right to reject any Tender and, and to annul the Tendering process and reject all Tenders, at any time prior to Award of Contract, without thereby incurring any liability to the affected Tenderer, or Tenderers or any obligations to inform the affected Tenderer or Tenderers of the grounds for the Government's action.
- .2 Where multiple works packages are available, the Government does not bind himself to accept the lowest Tender of each package. The Government reserves the right to award the works packages in their entirety to a single contractor or to separate contractors.
- .3 The Government may declare the Tendering process void when it is evident that there is a lack of competition or there has been collusion.

6.3 Notification of Award

- .1 Prior to the expiration of the period of Tender Validity prescribed by the Government, the Government will notify the successful Tenderer by email or facsimile confirmed in writing by registered letter that his Tender has been accepted. This letter (hereinafter and in the Conditions of Contract called "Letter of Acceptance") shall name the sum which the Government will pay to the Contractor in consideration of the execution, completion and maintenance of the Works by the Contractor as prescribed by the Contract (hereinafter and in the Conditions of Contract called "the Contract Price").
- .2 The notification of award in writing will constitute the formation of the Contract.
- .3 The Government will promptly notify the unsuccessful Tenderers that their Tenders have been unsuccessful.

6.4 Signing of Contract Agreement

- .1 At the same time that the successful Tenderer is notified that his Tender has been accepted, the Government will arrange for the contract signing.

END OF INSTRUCTIONS TO TENDERER



Proposal Bid Form – East End School

TO: The Government of Bermuda

1. We confirm that we have submitted a bona fide proposal, intended to be competitive and we have not fixed or adjusted our Price by or under or in accordance with any agreement or arrangement with any other bidder.
2. Having examined the Conditions of Contract, the Site, the Drawings and Specifications, and addenda Nos. _____ inclusive for the execution of the above-named work, we, the undersigned, offer to execute and complete the whole of the said works and remedy any defects therein in conformity with the Conditions of Contract, Specifications, Drawings, and Addenda for the sum of
 _____ (words)
 _____ (figures)
 _____ days to complete)
3. We acknowledge that the Bid Proposal Forms are part of our proposal submittal.
4. We undertake, if our Proposal is accepted, We can commence the Works _____ (start date)
5. of **60 working days** from the date of this undertaking and we shall not withdraw this Proposal during this period.
6. Unless and until a formal agreement is prepared and executed this proposal, together with your written acceptance thereof, shall constitute a binding contract between us.
7. We understand that you are not bound to accept the lowest or any Proposal that you may receive.
8. We confirm having received and complied with addenda number _____ to _____ (if any).
9. We confirm that we, the undersigned, are conducting business as a proper legal entity and are not delinquent in making payments for outstanding debts for Government receivables such as Social Insurance contributions, Payroll Tax and Public Works (formerly Works & Engineering) fees.

Dated this _____ day of _____, 2019

SIGNED:

(signature) _____ in the capacity of

(block letters) _____

Duly authorized to sign tenders for and on behalf of:

(firm) _____

(address) _____



WITNESS:

(SIGNATURE) _____ in the capacity of _____

(block letters) _____

Acknowledgement Letter for Standard Form of Agreement

This is to certify that I, _____ (name), in the position of _____ hereby acknowledge that I am aware of the terms and conditions of the attached Draft Contract.

I acknowledge that the following DOCUMENTS have been provided in the Request for Proposal Package and at the date of this submission I have no issue with the terms and conditions of this agreement.

Signed: _____

Date: _____



Certificate of Non-Collusion

Notes for the bidder

The essence of Open Tendering is that the Government of BERMUDA shall receive bona fide competitive Tenders from all persons Tendering. In recognition of this principle, all companies SUBMITTING a Proposal will be REQUIRED, by way of the SIGNATURE of the Company Principal, state their agreement to the statements below, which indicates that the Proposal has been SUBMITTED WITHOUT any form of COLLUSION.

The Certificate of Confirmation of Non-COLLUSION is a mandatory REQUIREMENT from all bidders. Any bids SUBMITTED which do not INCLUDE a signed copy of the Certificate will be wholly rejected and will not be INCLUDED in the EVALUATION process.

If it is later FOUND that the UNDERTAKINGS made below have been breached at any stage of the process, the bidder will be expelled from the process immediately. In the event that this is discovered after a contract award, legal action may be taken against the bidder and/or any party involved in the matter.

False SUBMISSIONS may also EXCLUDE the bidder, and any other person or company involved in COLLUSION, from bidding for FUTURE contracts tendered by the Government of BERMUDA.

Confirmation of non-collusion

I/We certify that this is a bona fide Tender, intended to be competitive and that I/We have not fixed or adjusted the AMOUNT of the Proposal or the rates and prices QUOTED by or UNDER or in accordance with any agreement or arrangement with any other person.

I/We confirm that we have not received any additional information, other than that contained within the Proposal pack, or SUPPLEMENTARY information provided to all bidders.

I/We also certify that I/We have not done and UNDERTAKE that I/We will not do at any time any of the following acts:

- (a) COMMUNICATING to a person other than the Proposal administrator the AMOUNT or approximate AMOUNT of MY/OUR proposed Proposal (other than in confidence in order to obtain QUOTATIONS necessary for the preparation of the Proposal for INSURANCE) or
- (b) entering into any agreement or arrangement with any other person that he _____ ;
shall refrain from tendering or as to the AMOUNT of any Proposal to be SUBMITTED or
- (c) offering or agreeing to pay or give or paying any SUM of money, INDUCEMENT, gift /hospitality or VALUABLE consideration directly or indirectly to any person in relation to this tender.

Signed

(1) _____ Status _____

(2) _____ STATUS _____

for and on behalf of

Date: _____



FORM OF TENDER

(Note: all sheets form part of the tender)

Schedule of Rates

The rates and prices (in Bermuda dollars) in the following schedule are to be inclusive of services overheads, administration, profit, taxes, disbursements and related charges in providing the service. These rates shall be used for determining charges for the services rendered.

CATEGORY	ITEM	UNIT	COST
General Labourer Rates	Supervisor	per hour	
General Labourer Rates	Labourer	per hour	
General Labourer Rates	Skilled Tradesman - Mason	per hour	
General Labourer Rates	Skilled Tradesman - Carpenter	per hour	
General Labourer Rates	Plumber	per hour	
General Labourer Rates	Electrician	per hour	
General Labourer Rates	Tiler	per hour	
Other		per hour	
Other		per hour	

Signed:

(1) _____ Position / Title _____

(2) _____ Position / Title _____

For and on behalf of _____ (Company)

Date: _____



Bidders Information

Bidder's Name	
Address:	
Phone Number:	
Email:	
Website:	
Principals Name / Titles	
Payroll Tax Number:	
Social Insurance Number:	
Name of Workmen's Compensation Insurance Company	
Workmen's Compensation Insurance Policy Number:	
Third-Party Insurance Party Number:	
Name of Primary Bank:	
Total Number of Persons Currently Employed:	
Total Number of Bermudians Employed	
Do you have a Safety & health Policy?	
Do you provide apprenticeship / training positions?	

END OF DOCUMENT



Proposal Bid Form – Francis Patton School

TO: The Government of Bermuda

1. We confirm that we have submitted a bona fide proposal, intended to be competitive and we have not fixed or adjusted our Price by or under or in accordance with any agreement or arrangement with any other bidder.
2. Having examined the Conditions of Contract, the Site, the Drawings and Specifications, and addenda Nos. _____ inclusive for the execution of the above-named work, we, the undersigned, offer to execute and complete the whole of the said works and remedy any defects therein in conformity with the Conditions of Contract, Specifications, Drawings, and Addenda for the sum of
 _____ (words)
 _____ (figures)
 _____ (days to complete)
3. We acknowledge that the Bid Proposal Forms are part of our proposal submittal.
4. We undertake, if our Proposal is accepted, We can commence the Works _____ (start date)
5. of **60 working days** from the date of this undertaking and we shall not withdraw this Proposal during this period.
6. Unless and until a formal agreement is prepared and executed this proposal, together with your written acceptance thereof, shall constitute a binding contract between us.
7. We understand that you are not bound to accept the lowest or any Proposal that you may receive.
8. We confirm having received and complied with addenda number _____ to _____ (if any).
9. We confirm that we, the undersigned, are conducting business as a proper legal entity and are not delinquent in making payments for outstanding debts for Government receivables such as Social Insurance contributions, Payroll Tax and Public Works (formerly Works & Engineering) fees.

Dated this _____ day of _____, 2019

SIGNED:

(signature) _____ in the capacity of

(block letters) _____

Duly authorized to sign tenders for and on behalf of:

(firm) _____

(address) _____



WITNESS:

(SIGNATURE) _____ in the capacity of _____

(block letters) _____

Acknowledgement Letter for Standard Form of Agreement

This is to certify that I, _____ (name), in the position of _____ hereby acknowledge that I am aware of the terms and conditions of the attached Draft Contract.

I acknowledge that the following DOCUMENTS have been provided in the Request for Proposal Package and at the date of this submission I have no issue with the terms and conditions of this agreement.

Signed: _____

Date: _____



Certificate of Non-Collusion

Notes for the bidder

The essence of Open Tendering is that the Government of BERMUDA shall receive bona fide competitive Tenders from all persons Tendering. In recognition of this principle, all companies SUBMITTING a Proposal will be REQUIRED, by way of the SIGNATURE of the Company Principal, state their agreement to the statements below, which indicates that the Proposal has been SUBMITTED WITHOUT any form of COLLUSION.

The Certificate of Confirmation of Non-COLLUSION is a mandatory REQUIREMENT from all bidders. Any bids SUBMITTED which do not INCLUDE a signed copy of the Certificate will be wholly rejected and will not be INCLUDED in the EVALUATION process.

If it is later FOUND that the UNDERTAKINGS made below have been breached at any stage of the process, the bidder will be expelled from the process immediately. In the event that this is discovered after a contract award, legal action may be taken against the bidder and/or any party involved in the matter.

False SUBMISSIONS may also EXCLUDE the bidder, and any other person or company involved in COLLUSION, from bidding for FUTURE contracts tendered by the Government of BERMUDA.

Confirmation of non-collusion

I/We certify that this is a bona fide Tender, intended to be competitive and that I/We have not fixed or adjusted the AMOUNT of the Proposal or the rates and prices QUOTED by or UNDER or in accordance with any agreement or arrangement with any other person.

I/We confirm that we have not received any additional information, other than that contained within the Proposal pack, or SUPPLEMENTARY information provided to all bidders.

I/We also certify that I/We have not done and UNDERTAKE that I/We will not do at any time any of the following acts:

- (a) COMMUNICATING to a person other than the Proposal administrator the AMOUNT or approximate AMOUNT of MY/OUR proposed Proposal (other than in confidence in order to obtain QUOTATIONS necessary for the preparation of the Proposal for INSURANCE) or
- (b) entering into any agreement or arrangement with any other person that he _____ ;
shall refrain from tendering or as to the AMOUNT of any Proposal to be SUBMITTED or
- (c) offering or agreeing to pay or give or paying any SUM of money, INDUCEMENT, gift /hospitality or VALUABLE consideration directly or indirectly to any person in relation to this tender.

Signed

(1) _____ Status _____

(2) _____ STATUS _____

for and on behalf of

Date: _____



FORM OF TENDER

(Note: all sheets form part of the tender)

Schedule of Rates

The rates and prices (in Bermuda dollars) in the following schedule are to be inclusive of services overheads, administration, profit, taxes, disbursements and related charges in providing the service. These rates shall be used for determining charges for the services rendered.

CATEGORY	ITEM	UNIT	COST
General Labourer Rates	Supervisor	per hour	
General Labourer Rates	Labourer	per hour	
General Labourer Rates	Skilled Tradesman - Mason	per hour	
General Labourer Rates	Skilled Tradesman - Carpenter	per hour	
General Labourer Rates	Plumber	per hour	
General Labourer Rates	Electrician	per hour	
General Labourer Rates	Tiler	per hour	
Other		per hour	
Other		per hour	

Signed:

(1) _____ Position / Title _____

(2) _____ Position / Title _____

For and on behalf of _____ (Company)

Date: _____



Bidders Information

Bidder's Name	
Address:	
Phone Number:	
Email:	
Website:	
Principals Name / Titles	
Payroll Tax Number:	
Social Insurance Number:	
Name of Workmen's Compensation Insurance Company	
Workmen's Compensation Insurance Policy Number:	
Third-Party Insurance Party Number:	
Name of Primary Bank:	
Total Number of Persons Currently Employed:	
Total Number of Bermudians Employed	
Do you have a Safety & health Policy?	
Do you provide apprenticeship / training positions?	

END OF DOCUMENT

CLIENT:

Ministry of Education - Facilities

44 Church Street

City of Hamilton HM 12

PROPOSED:

Renovation of Girl's & Boy's
Lavatory Finishes

SITE LOCATION:

EAST END PRIMARY SCHOOL
6 GRENADIER LANE
ST. GEORGE'S PARISH GE 03
BERMUDA

CONTRACTOR:

TBA




GENERAL NOTES:

ISSUED: June 19th 2019

DRAWING INDEX:


- A0 - 00 COVER SHEET / DRAWING INDEX
- A0 - 01 SPECIFICATION
- A2 - 01 EXTG. CONDITIONS - BOY'S & GIRL'S LAVATORIES
- A2 - 02 GIRL'S FLOOR PLAN / INTERIOR ELEVATIONS
- A2 - 03 GIRL'S INTERIOR ELEVATIONS / REFLECTED CEILING
- A2 - 04 BOY'S FLOOR PLAN / INTERIOR ELEVATIONS
- A2 - 05 BOY'S INTERIOR ELEVATIONS / REFLECTED CEILING
- A2 - 06 INTERIOR ELEVATIONS



ISSUE FOR TENDER

REVISION #:
00

A0-00



PROJECT #:
HNAIA-07/18

PROJECT DATE:
June - 2019

PROJECT:


East End Primary School
Renovation of Girl's & Boys
Bathroom Finishes

CLIENT:

Ministry of Education
44 Church Street
City of Hamilton HM 12
BERMUDA

ISSUED:
TENDER

DATE:
June 18-19



DEMOLITION SCHEDULE

ITEM #	DESCRIPTION	FINISH
1	DEMOLITION	FINISH
2	EXISTING FLOOR TO BE DEMOLISHED AND REMOVED	NEW FLOOR TO BE INSTALLED FROM FLOOR TO FLOOR
3	EXISTING WALLS TO BE DEMOLISHED AND REMOVED	NEW WALLS TO BE INSTALLED FROM FLOOR TO FLOOR
4	EXISTING CEILING TO BE DEMOLISHED AND REMOVED	NEW CEILING TO BE INSTALLED FROM FLOOR TO FLOOR
5	EXISTING DOORS TO BE DEMOLISHED AND REMOVED	NEW DOORS TO BE INSTALLED FROM FLOOR TO FLOOR
6	EXISTING WINDOWS TO BE DEMOLISHED AND REMOVED	NEW WINDOWS TO BE INSTALLED FROM FLOOR TO FLOOR

FINISH SCHEDULE

ITEM #	DESCRIPTION	FINISH
1	NEW FLOOR TO BE INSTALLED FROM FLOOR TO FLOOR	NEW FLOOR TO BE INSTALLED FROM FLOOR TO FLOOR
2	NEW WALLS TO BE INSTALLED FROM FLOOR TO FLOOR	NEW WALLS TO BE INSTALLED FROM FLOOR TO FLOOR
3	NEW CEILING TO BE INSTALLED FROM FLOOR TO FLOOR	NEW CEILING TO BE INSTALLED FROM FLOOR TO FLOOR
4	NEW DOORS TO BE INSTALLED FROM FLOOR TO FLOOR	NEW DOORS TO BE INSTALLED FROM FLOOR TO FLOOR
5	NEW WINDOWS TO BE INSTALLED FROM FLOOR TO FLOOR	NEW WINDOWS TO BE INSTALLED FROM FLOOR TO FLOOR

DOOR SCHEDULE

ITEM #	DESCRIPTION	FINISH
1	NEW DOORS TO BE INSTALLED FROM FLOOR TO FLOOR	NEW DOORS TO BE INSTALLED FROM FLOOR TO FLOOR
2	NEW WINDOWS TO BE INSTALLED FROM FLOOR TO FLOOR	NEW WINDOWS TO BE INSTALLED FROM FLOOR TO FLOOR

FIXTURES & FITTINGS SCHEDULE

ITEM #	DESCRIPTION	FINISH
1	NEW TOILET TO BE INSTALLED FROM FLOOR TO FLOOR	NEW TOILET TO BE INSTALLED FROM FLOOR TO FLOOR
2	NEW SINK TO BE INSTALLED FROM FLOOR TO FLOOR	NEW SINK TO BE INSTALLED FROM FLOOR TO FLOOR
3	NEW FAUCET TO BE INSTALLED FROM FLOOR TO FLOOR	NEW FAUCET TO BE INSTALLED FROM FLOOR TO FLOOR
4	NEW URINAL TO BE INSTALLED FROM FLOOR TO FLOOR	NEW URINAL TO BE INSTALLED FROM FLOOR TO FLOOR
5	NEW FLOOR VALVE TO BE INSTALLED FROM FLOOR TO FLOOR	NEW FLOOR VALVE TO BE INSTALLED FROM FLOOR TO FLOOR
6	NEW SHOWER TO BE INSTALLED FROM FLOOR TO FLOOR	NEW SHOWER TO BE INSTALLED FROM FLOOR TO FLOOR
7	NEW TOILET PAPER HOLDER TO BE INSTALLED FROM FLOOR TO FLOOR	NEW TOILET PAPER HOLDER TO BE INSTALLED FROM FLOOR TO FLOOR
8	NEW SCRAP BASKET TO BE INSTALLED FROM FLOOR TO FLOOR	NEW SCRAP BASKET TO BE INSTALLED FROM FLOOR TO FLOOR
9	NEW TOWEL DISPENSER TO BE INSTALLED FROM FLOOR TO FLOOR	NEW TOWEL DISPENSER TO BE INSTALLED FROM FLOOR TO FLOOR

PLUMBING NOTES

- PLUMBING WORK SHALL BE IN ACCORDANCE WITH DOMESTIC PLUMBING AND MECHANICAL CODES AND THE BERMUDA RESIDENTIAL BUILDING CODE.
- ALL PLUMBING WORK SHALL CONFORM TO THE BERMUDA RESIDENTIAL BUILDING CODE.
- THE PLUMBING WORK SHALL BE IN ACCORDANCE WITH THE BERMUDA RESIDENTIAL BUILDING CODE.
- ALL PLUMBING WORK SHALL BE IN ACCORDANCE WITH THE BERMUDA RESIDENTIAL BUILDING CODE.
- ALL PLUMBING WORK SHALL BE IN ACCORDANCE WITH THE BERMUDA RESIDENTIAL BUILDING CODE.
- ALL PLUMBING WORK SHALL BE IN ACCORDANCE WITH THE BERMUDA RESIDENTIAL BUILDING CODE.
- ALL PLUMBING WORK SHALL BE IN ACCORDANCE WITH THE BERMUDA RESIDENTIAL BUILDING CODE.
- ALL PLUMBING WORK SHALL BE IN ACCORDANCE WITH THE BERMUDA RESIDENTIAL BUILDING CODE.
- ALL PLUMBING WORK SHALL BE IN ACCORDANCE WITH THE BERMUDA RESIDENTIAL BUILDING CODE.
- ALL PLUMBING WORK SHALL BE IN ACCORDANCE WITH THE BERMUDA RESIDENTIAL BUILDING CODE.
- ALL PLUMBING WORK SHALL BE IN ACCORDANCE WITH THE BERMUDA RESIDENTIAL BUILDING CODE.
- ALL PLUMBING WORK SHALL BE IN ACCORDANCE WITH THE BERMUDA RESIDENTIAL BUILDING CODE.
- ALL PLUMBING WORK SHALL BE IN ACCORDANCE WITH THE BERMUDA RESIDENTIAL BUILDING CODE.
- ALL PLUMBING WORK SHALL BE IN ACCORDANCE WITH THE BERMUDA RESIDENTIAL BUILDING CODE.
- ALL PLUMBING WORK SHALL BE IN ACCORDANCE WITH THE BERMUDA RESIDENTIAL BUILDING CODE.

ELECTRICAL NOTES

- ALL ELECTRICAL WORK SHALL CONFORM TO THE BERMUDA RESIDENTIAL BUILDING CODE.
- ALL ELECTRICAL WORK SHALL CONFORM TO THE BERMUDA RESIDENTIAL BUILDING CODE.
- ALL ELECTRICAL WORK SHALL CONFORM TO THE BERMUDA RESIDENTIAL BUILDING CODE.
- ALL ELECTRICAL WORK SHALL CONFORM TO THE BERMUDA RESIDENTIAL BUILDING CODE.
- ALL ELECTRICAL WORK SHALL CONFORM TO THE BERMUDA RESIDENTIAL BUILDING CODE.
- ALL ELECTRICAL WORK SHALL CONFORM TO THE BERMUDA RESIDENTIAL BUILDING CODE.
- ALL ELECTRICAL WORK SHALL CONFORM TO THE BERMUDA RESIDENTIAL BUILDING CODE.
- ALL ELECTRICAL WORK SHALL CONFORM TO THE BERMUDA RESIDENTIAL BUILDING CODE.
- ALL ELECTRICAL WORK SHALL CONFORM TO THE BERMUDA RESIDENTIAL BUILDING CODE.
- ALL ELECTRICAL WORK SHALL CONFORM TO THE BERMUDA RESIDENTIAL BUILDING CODE.
- ALL ELECTRICAL WORK SHALL CONFORM TO THE BERMUDA RESIDENTIAL BUILDING CODE.
- ALL ELECTRICAL WORK SHALL CONFORM TO THE BERMUDA RESIDENTIAL BUILDING CODE.
- ALL ELECTRICAL WORK SHALL CONFORM TO THE BERMUDA RESIDENTIAL BUILDING CODE.
- ALL ELECTRICAL WORK SHALL CONFORM TO THE BERMUDA RESIDENTIAL BUILDING CODE.
- ALL ELECTRICAL WORK SHALL CONFORM TO THE BERMUDA RESIDENTIAL BUILDING CODE.

MECHANICAL NOTES

- ALL MECHANICAL WORK IS TO BE CARRIED OUT ACCORDING TO THE BERMUDA RESIDENTIAL BUILDING CODE.
- ALL MECHANICAL WORK IS TO BE CARRIED OUT ACCORDING TO THE BERMUDA RESIDENTIAL BUILDING CODE.
- ALL MECHANICAL WORK IS TO BE CARRIED OUT ACCORDING TO THE BERMUDA RESIDENTIAL BUILDING CODE.
- ALL MECHANICAL WORK IS TO BE CARRIED OUT ACCORDING TO THE BERMUDA RESIDENTIAL BUILDING CODE.
- ALL MECHANICAL WORK IS TO BE CARRIED OUT ACCORDING TO THE BERMUDA RESIDENTIAL BUILDING CODE.
- ALL MECHANICAL WORK IS TO BE CARRIED OUT ACCORDING TO THE BERMUDA RESIDENTIAL BUILDING CODE.
- ALL MECHANICAL WORK IS TO BE CARRIED OUT ACCORDING TO THE BERMUDA RESIDENTIAL BUILDING CODE.
- ALL MECHANICAL WORK IS TO BE CARRIED OUT ACCORDING TO THE BERMUDA RESIDENTIAL BUILDING CODE.
- ALL MECHANICAL WORK IS TO BE CARRIED OUT ACCORDING TO THE BERMUDA RESIDENTIAL BUILDING CODE.
- ALL MECHANICAL WORK IS TO BE CARRIED OUT ACCORDING TO THE BERMUDA RESIDENTIAL BUILDING CODE.
- ALL MECHANICAL WORK IS TO BE CARRIED OUT ACCORDING TO THE BERMUDA RESIDENTIAL BUILDING CODE.
- ALL MECHANICAL WORK IS TO BE CARRIED OUT ACCORDING TO THE BERMUDA RESIDENTIAL BUILDING CODE.
- ALL MECHANICAL WORK IS TO BE CARRIED OUT ACCORDING TO THE BERMUDA RESIDENTIAL BUILDING CODE.
- ALL MECHANICAL WORK IS TO BE CARRIED OUT ACCORDING TO THE BERMUDA RESIDENTIAL BUILDING CODE.
- ALL MECHANICAL WORK IS TO BE CARRIED OUT ACCORDING TO THE BERMUDA RESIDENTIAL BUILDING CODE.

LIFE SAFETY NOTES

- ALL LIFE SAFETY WORK IS TO BE CARRIED OUT ACCORDING TO THE BERMUDA RESIDENTIAL BUILDING CODE.
- ALL LIFE SAFETY WORK IS TO BE CARRIED OUT ACCORDING TO THE BERMUDA RESIDENTIAL BUILDING CODE.
- ALL LIFE SAFETY WORK IS TO BE CARRIED OUT ACCORDING TO THE BERMUDA RESIDENTIAL BUILDING CODE.
- ALL LIFE SAFETY WORK IS TO BE CARRIED OUT ACCORDING TO THE BERMUDA RESIDENTIAL BUILDING CODE.
- ALL LIFE SAFETY WORK IS TO BE CARRIED OUT ACCORDING TO THE BERMUDA RESIDENTIAL BUILDING CODE.
- ALL LIFE SAFETY WORK IS TO BE CARRIED OUT ACCORDING TO THE BERMUDA RESIDENTIAL BUILDING CODE.
- ALL LIFE SAFETY WORK IS TO BE CARRIED OUT ACCORDING TO THE BERMUDA RESIDENTIAL BUILDING CODE.
- ALL LIFE SAFETY WORK IS TO BE CARRIED OUT ACCORDING TO THE BERMUDA RESIDENTIAL BUILDING CODE.
- ALL LIFE SAFETY WORK IS TO BE CARRIED OUT ACCORDING TO THE BERMUDA RESIDENTIAL BUILDING CODE.
- ALL LIFE SAFETY WORK IS TO BE CARRIED OUT ACCORDING TO THE BERMUDA RESIDENTIAL BUILDING CODE.
- ALL LIFE SAFETY WORK IS TO BE CARRIED OUT ACCORDING TO THE BERMUDA RESIDENTIAL BUILDING CODE.
- ALL LIFE SAFETY WORK IS TO BE CARRIED OUT ACCORDING TO THE BERMUDA RESIDENTIAL BUILDING CODE.
- ALL LIFE SAFETY WORK IS TO BE CARRIED OUT ACCORDING TO THE BERMUDA RESIDENTIAL BUILDING CODE.
- ALL LIFE SAFETY WORK IS TO BE CARRIED OUT ACCORDING TO THE BERMUDA RESIDENTIAL BUILDING CODE.
- ALL LIFE SAFETY WORK IS TO BE CARRIED OUT ACCORDING TO THE BERMUDA RESIDENTIAL BUILDING CODE.


ELECTRICAL LEGEND

- SWITCH MOUNTED AT 46" A.F.F. UNO.
- VARIABLE SPEED FAN SWITCH.
- SURFACE MOUNTED LIGHT FIXTURE.
- SWITCH MOUNTED AT 46" A.F.F. UNO.
- VARIABLE SPEED FAN SWITCH.
- SURFACE MOUNTED LIGHT FIXTURE.
- SWITCH MOUNTED AT 46" A.F.F. UNO.
- VARIABLE SPEED FAN SWITCH.
- SURFACE MOUNTED LIGHT FIXTURE.
- SWITCH MOUNTED AT 46" A.F.F. UNO.
- VARIABLE SPEED FAN SWITCH.
- SURFACE MOUNTED LIGHT FIXTURE.
- SWITCH MOUNTED AT 46" A.F.F. UNO.
- VARIABLE SPEED FAN SWITCH.
- SURFACE MOUNTED LIGHT FIXTURE.
- SWITCH MOUNTED AT 46" A.F.F. UNO.
- VARIABLE SPEED FAN SWITCH.
- SURFACE MOUNTED LIGHT FIXTURE.

SPECIFICATION

- PLUMBING NOTES (ADDITIONAL):
- PLACE ALL EXISTING EXPOSED SINK DRAINS INSIDE OF WALL LEAVING A FLUSH FINISH WITH JUST P-TRAPS EXPOSED.
- CONTRACTOR SHALL BE RESPONSIBLE FOR CONFIRMING ALL TOILET OFFSETS ON SITE PRIOR TO INSTALLATION OF OWNER SUPPLIED TOILETS.

- ELECTRICAL NOTES (ADDITIONAL):
- MAIN LIGHT SWITCH TO BE PLACED ON THE CEILING INSIDE OF THE WALL LEAVING A FLUSH FINISH WITH JUST P-TRAPS EXPOSED.



ISSUED:
TENDER


DATE:
June 18-19

CLIENT:
Ministry of Education
44 Church Street
City of Hamilton HM 12
BERMUDA

PROJECT:
East End Primary School
Renovation of Girl's & Boy's
Bathroom Finishes

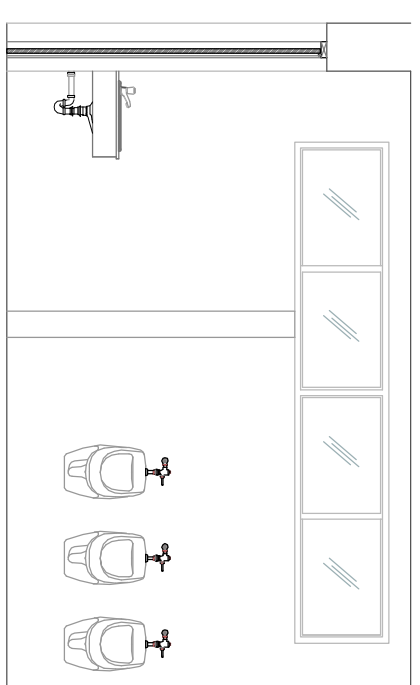
PROJECT #:
HNAIA-07/18

PROJECT DATE:
June - 2019

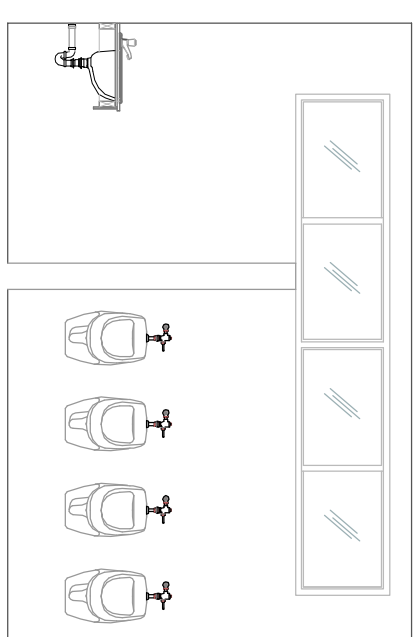


REVISION #:
00

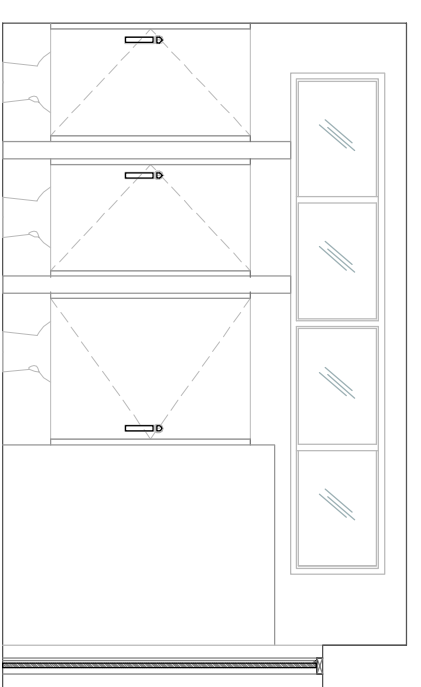
A0-01



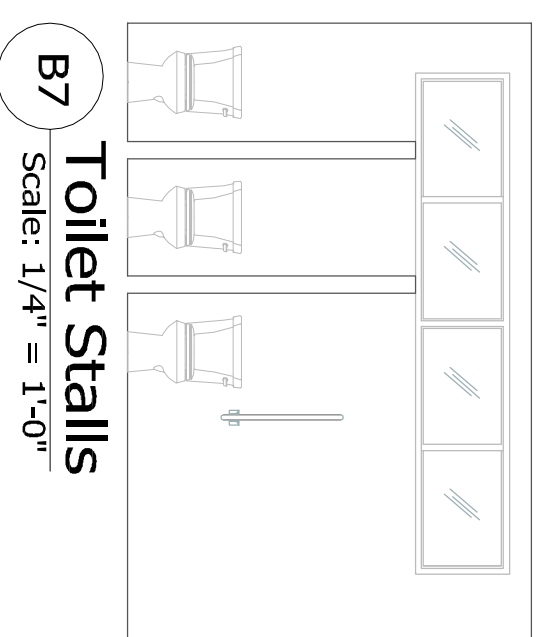
B1 Sinks / Urinals Section
Scale: 1/4" = 1'-0"



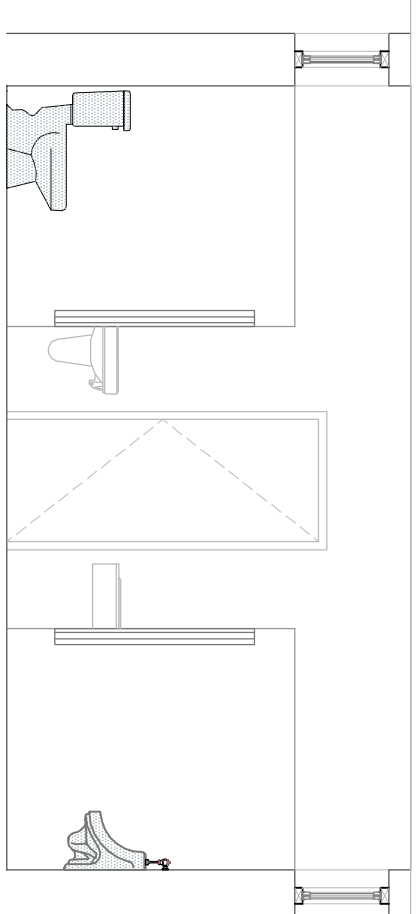
B3 Sinks / Urinals Section
Scale: 1/4" = 1'-0"



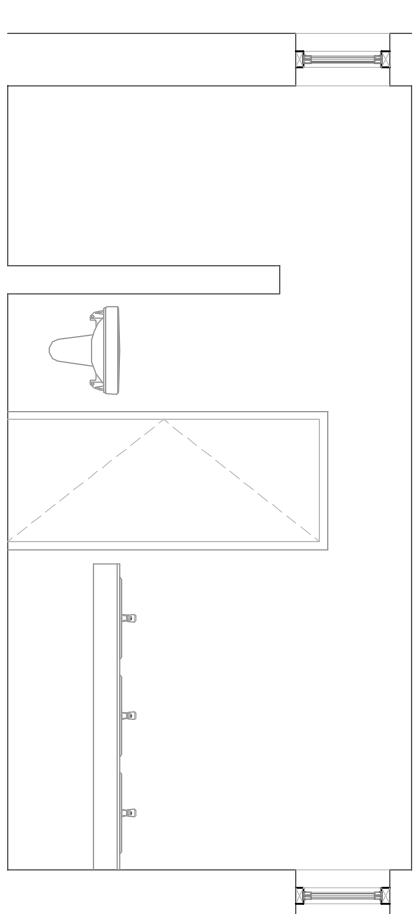
B5 Toilet Stalls
Scale: 1/4" = 1'-0"




B7 Toilet Stalls
Scale: 1/4" = 1'-0"



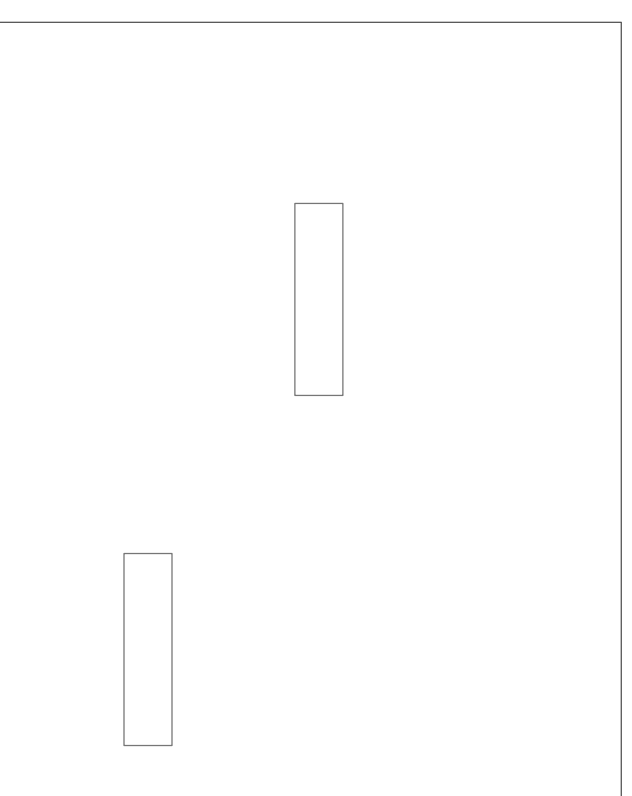
B2 Stall / Urinal
Scale: 1/4" = 1'-0"



B4 Stall / Sinks
Scale: 1/4" = 1'-0"








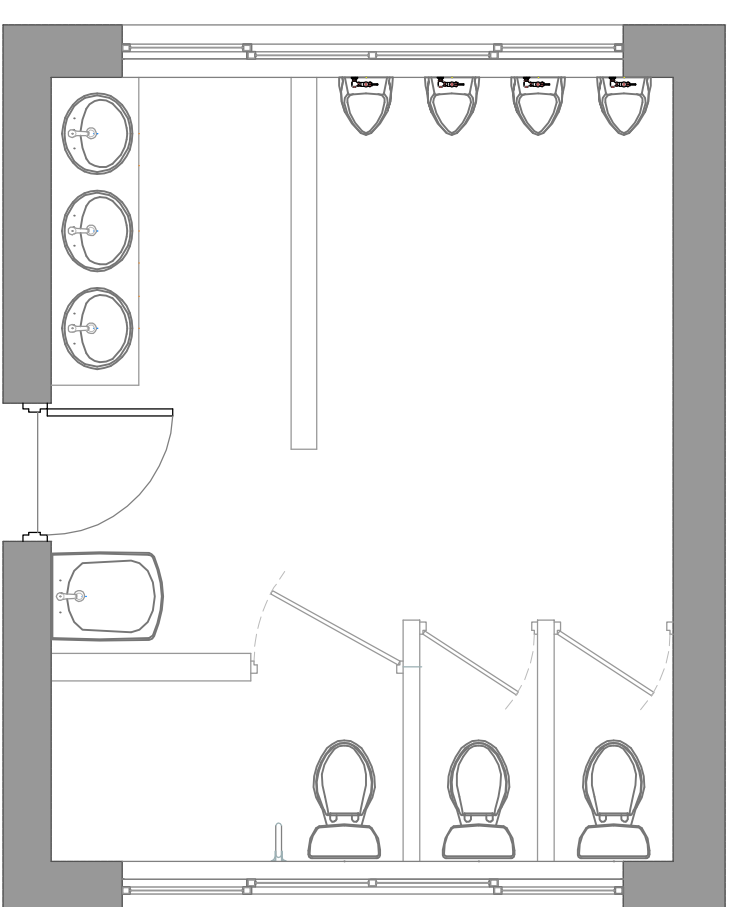
B6 Urinals / Stall Section / Back Wall
Scale: 1/4" = 1'-0"



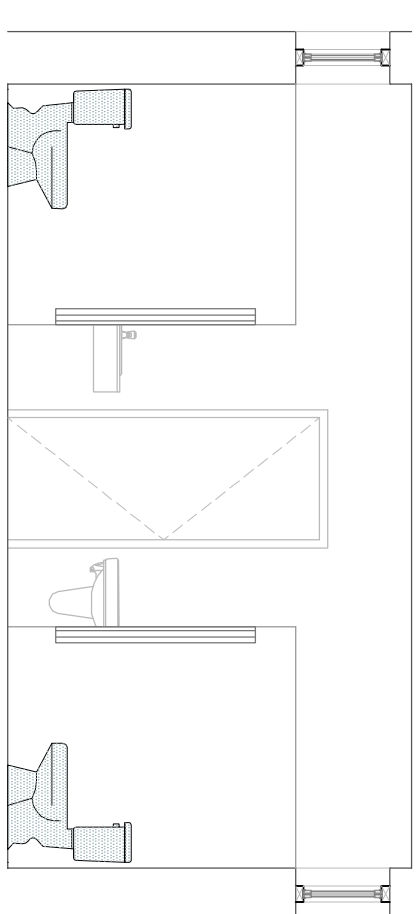
B8 Existing Reflected Ceiling Plan
Scale: 1/4" = 1'-0"



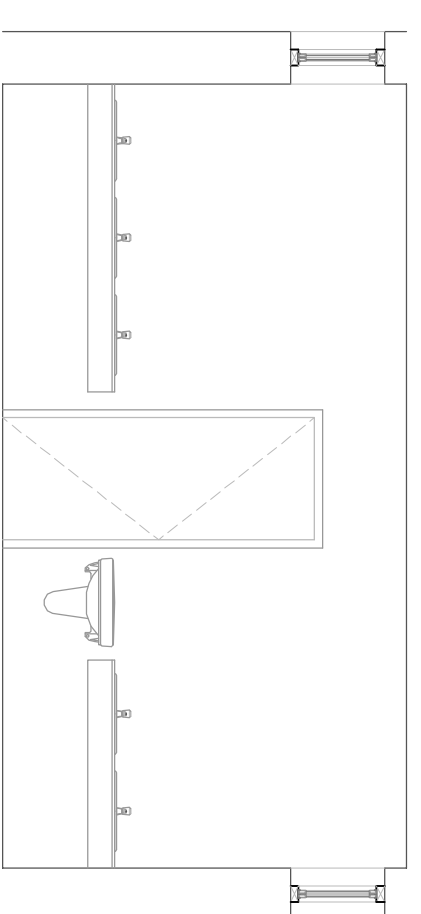
B9 Extg. Floor Plan Boy's Lavatory
Scale: 1/4" = 1'-0"




G1 Stalls / Back Wall
Scale: 1/4" = 1'-0"



G3 Stalls
Scale: 1/4" = 1'-0"



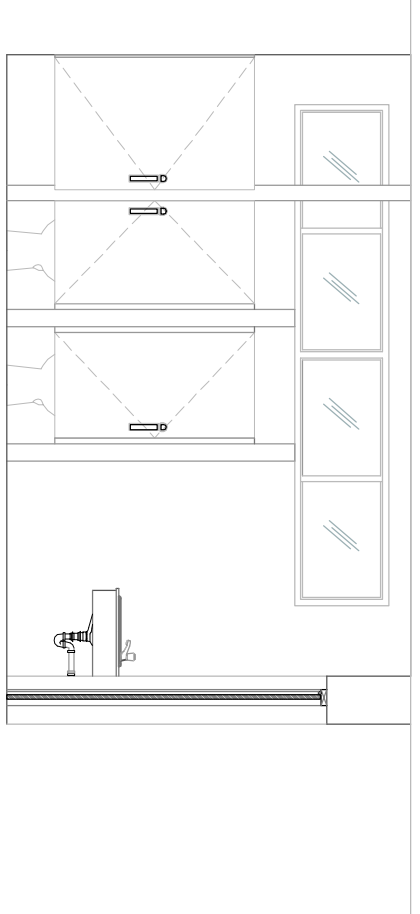



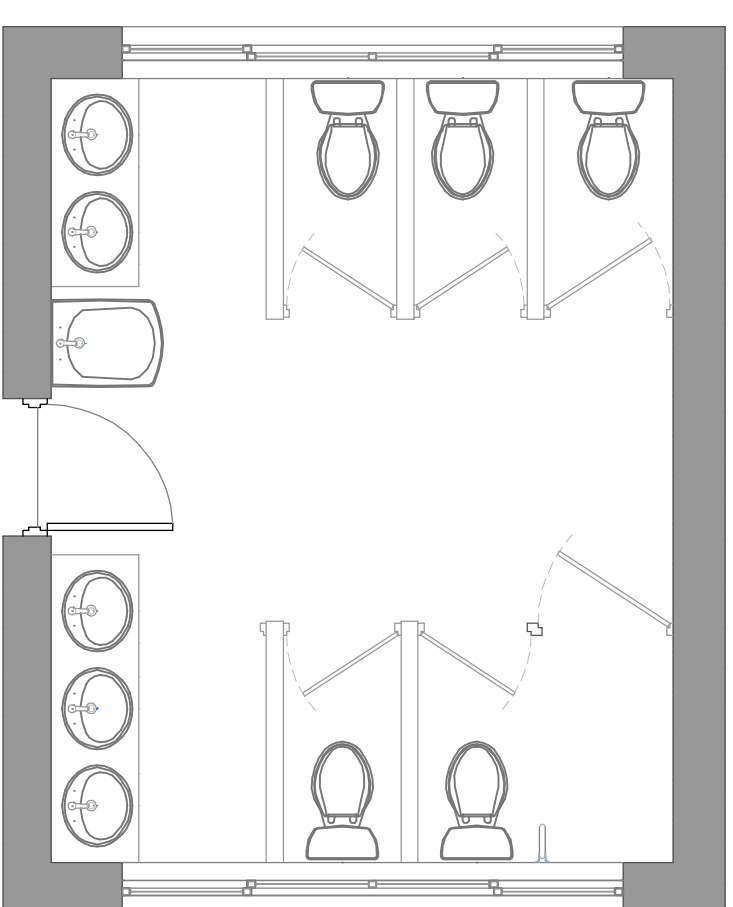
G5 Sinks
Scale: 1/4" = 1'-0"



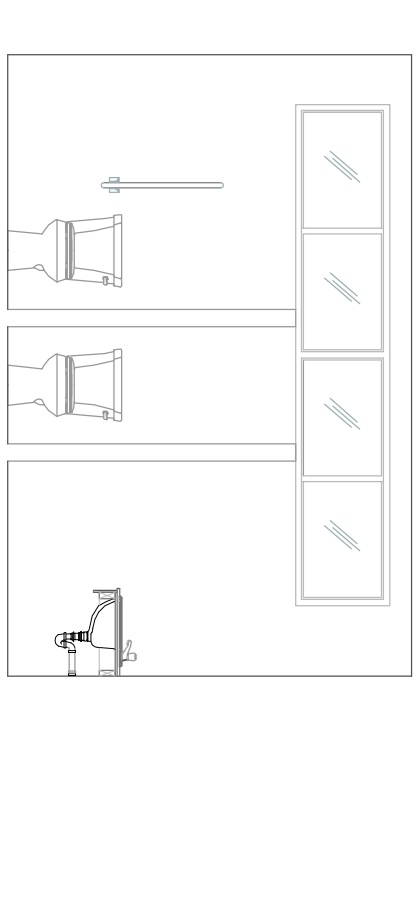
G7 Existing Reflected Ceiling Plan
Scale: 1/4" = 1'-0"



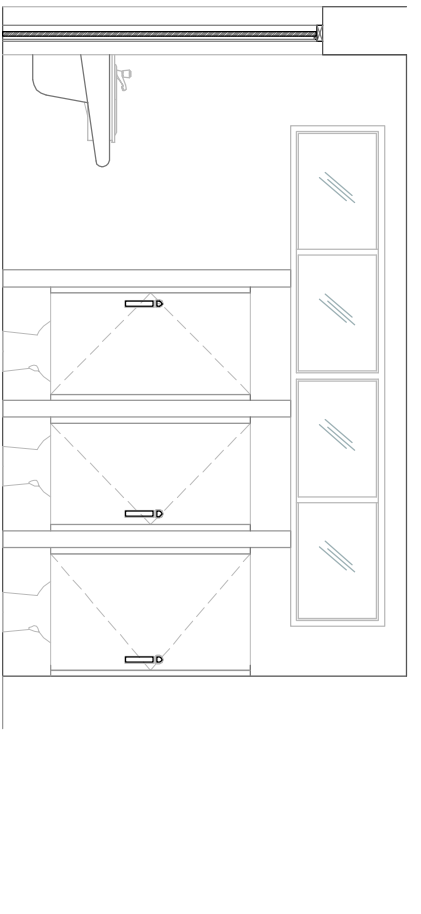
G9 Extg. Floor Plan Girl's Lavatory
Scale: 1/4" = 1'-0"




G2 Toilet Stalls / Sinks
Scale: 1/4" = 1'-0"



G4 Toilet Stalls / Sinks
Scale: 1/4" = 1'-0"




G6 Sinks / Stalls
Scale: 1/4" = 1'-0"



G8 Sinks / Toilet Stalls
Scale: 1/4" = 1'-0"

REVISION #:
00

A2-01

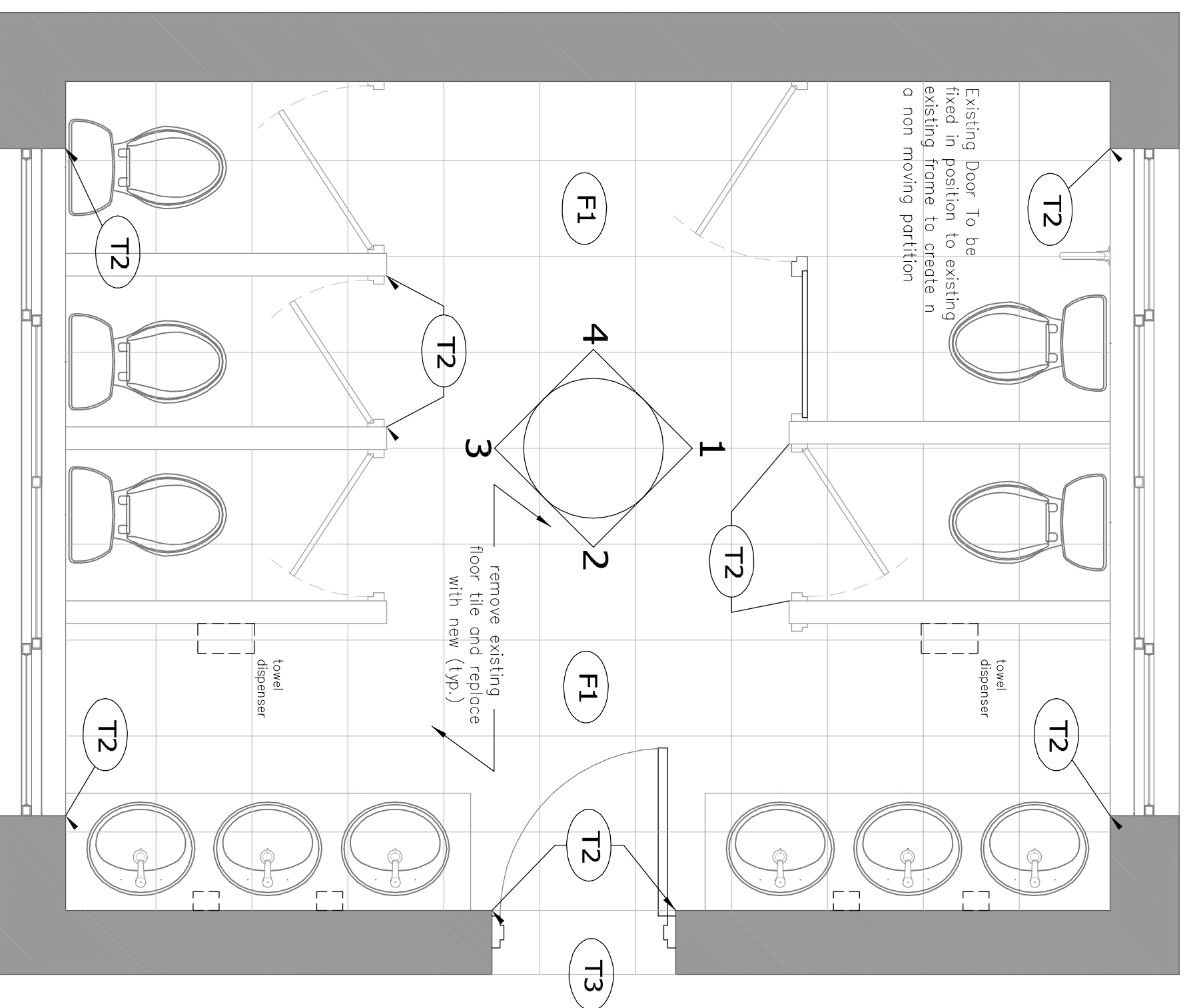


PROJECT #:
HNAIA-07/16
PROJECT DATE:
June - 19

PROJECT:
East End Primary School
Renovation of Girl's & Boys
Bathroom Finishes

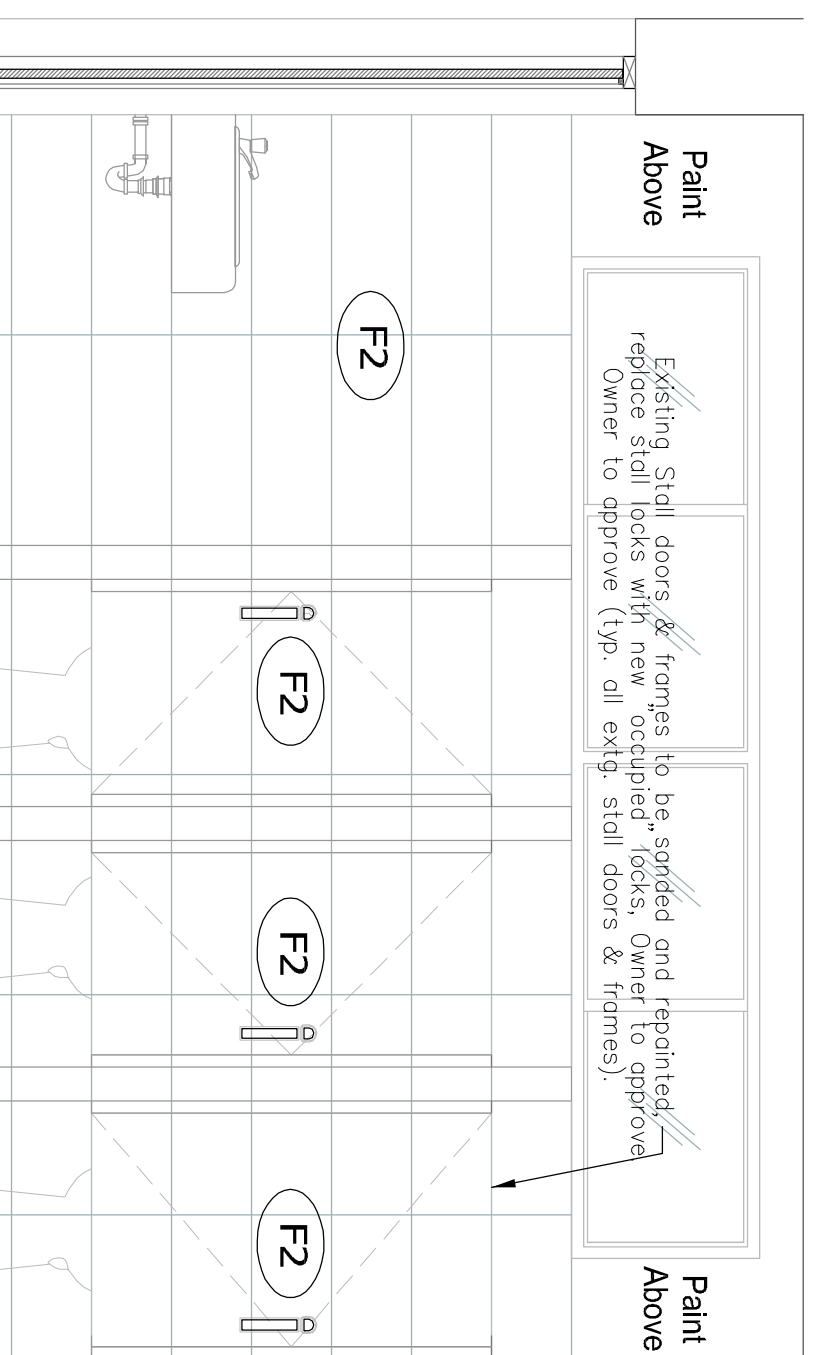
CLIENT:
Ministry of Education
44 Church Street
City of Hamilton HM 12
BERMUDA

ISSUED:
TENDER
DATE:
June 18-19



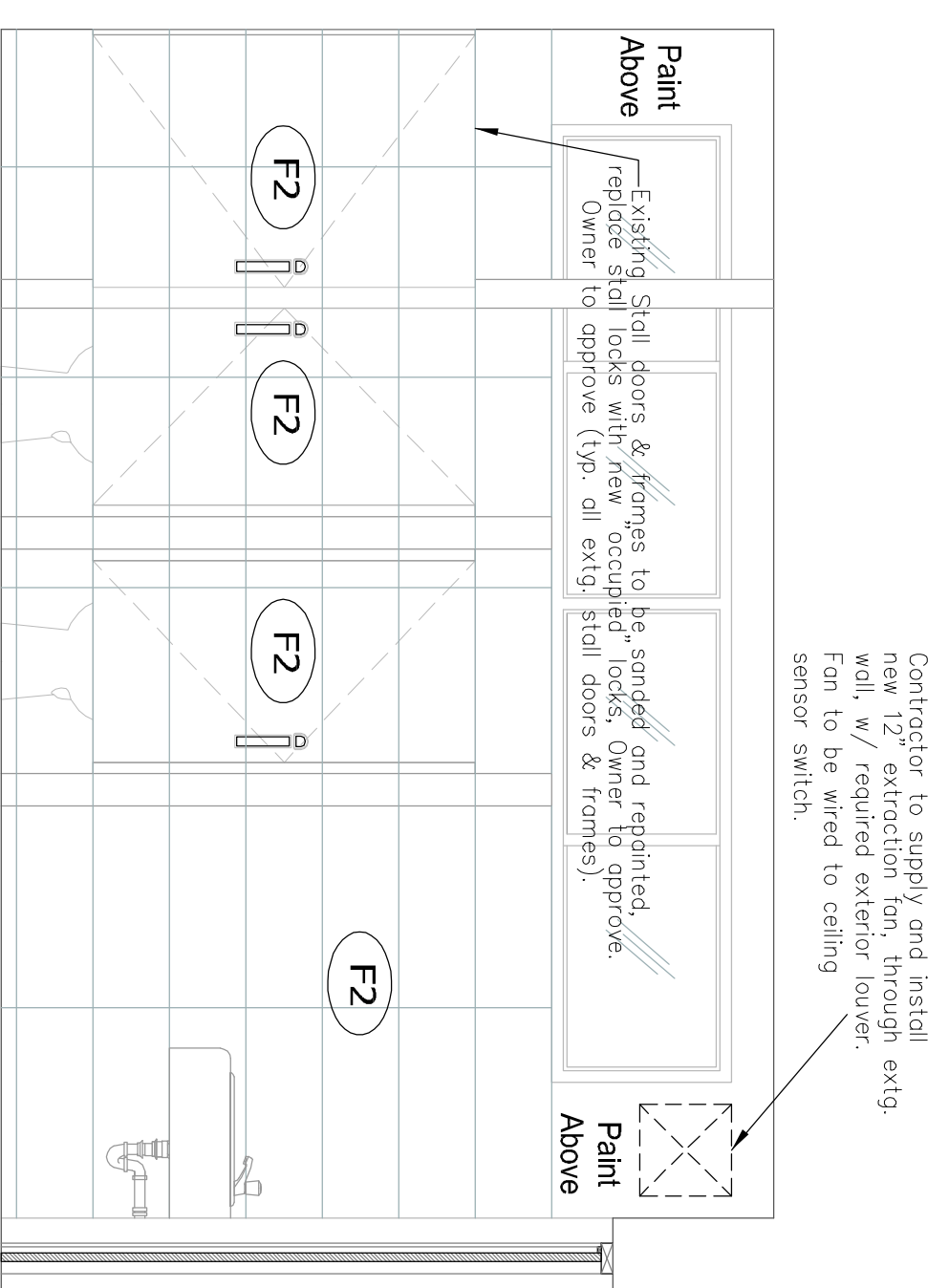
G1 Floor Plan Girl's Lavatory

Scale: 1/2" = 1'-0"



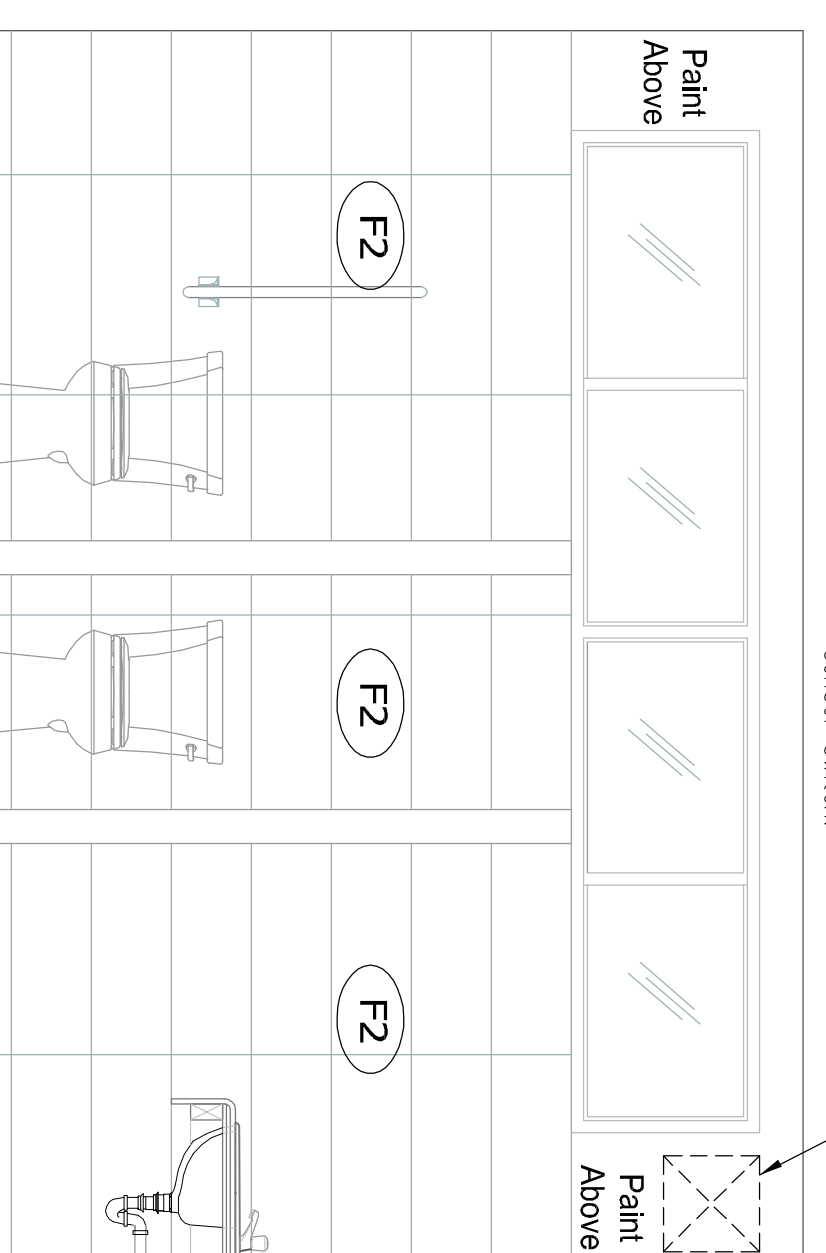
G3 Toilet Stalls / Sinks

Scale: 1/2" = 1'-0"



G1 Toilet Stalls / Sinks

Scale: 1/2" = 1'-0"



G1 Toilet Stalls / Sinks

Scale: 1/2" = 1'-0"



G3 Toilet Stalls / Sinks

Scale: 1/2" = 1'-0"


- GENERAL NOTES:**
- DEMO ALL FIXTURES, FITTINGS, MIRRORS, WALL MOUNT PARTITIONS, WALL AND FLOOR TILING MAKE GOOD TO ALL WALLS & FLOOR READY TO RECEIVE NEW FINISHES.
 - REMOVE ALL REDUNDANT EXTRACTS, PLUMBING, WIRING. REPLACE WITH NEW EXTRACTS AS INDICATED ON THE DRAWINGS.
 - INSTALL HORN FIRE STROBES TO ALL BATHROOMS.
 - EXTRACT & LIGHTING TO BE SENSOR OPERATED. INSTALL TIMED SENSOR TO CONTROL BOTH THE LIGHTING AND THE EXTRACT. TIMER TO LAST APPROX. 10 MINUTES.
 - REMOVE EXISTING FLOOR DRAIN COVERS AND REPLACE WITH NEW STAINLESS STEEL DRAIN COVERS. FLOORS TO PITCH TO DRAINS.
 - PROVIDE TRANSITION STRIPS AT ALL EXTERNAL WALL CORNERS AND AT THE JUNCTION OF THE FLOOR TRANSITION TO A DIFFERENT FLOOR FINISH.
 - PREPARE EXISTING DRYWALL CEILINGS TO RECEIVE FINISH COAT OF PAINT.
 - REPLACE EXISTING SWITCH AND POWER COVER PLATES WITH WHITE COVER PLATES, EXISTING ENTRY DOORS TO BE PREPARED TO RECEIVE FINISH PAINT COAT. EXISTING DOOR LOCKS TO BE RETAINED. INSTALL NEW HINGES, PULLS, STAINLESS STEEL PLATES, KICK PLATES, AND DOOR CLOSERS.
 - GC TO PREP & PAINT EXISTING TOILET CUBICLE DOORS WITH INSTALLATION OF NEW HARDWARE CONSISTING OF NEW HINGES, OCCUPANCY THUMB TURN WITH OCCUPIED INDICATORS AND 6" PULLS IN SATIN STAINLESS FINISH.
 - INSTALL ALL OWNER SUPPLIED FITTINGS, FIXTURES, TILE & ACCESSORIES.
 - NEW FIXTURES TO BE CONNECTED TO EXISTING PLUMBING.
 - FLOORS TO HAVE EPOXY GROUT FROM PEMBROKE TILE.

- FINISHES KEY:**
- T1 - 3/8" x 8' RENO - U ANODISED ALUMINUM FLOOR TRANSITION STRIP
 - T2 - 3/8" x 8' SCHIENE AE - ANODISED ALUMINUM WALL TRIM STRIP FOR EXTERNAL CORNERS
 - T3 - 3/4" x 8' SCHLUTER SCHIENE AE - ANODISED ALUMINUM STEP TRIM STRIP FOR STEP CORNER
 - F1 - 18" x 18" OWNER SUPPLIED FLOOR TILE FROM PEMBROKE TILE & STONE
 - F2 - 10" x 27.5" OWNER SUPPLIED WHITE WALL TILE FROM PEMBROKE TILE & STONE
 - F3 - 10" x 27.5" OWNER SUPPLIED BLUE WALL TILE FROM PEMBROKE TILE & STONE
 - NEW DRAIN COVER - STAINLESS STEEL TO MATCH EXISTING
 - NEW EXTRACT - 12"x12" THRO' WALL UNITS TO BE INSTALLED IN EVERY BATHROOM - GC TO SUPPLY & INSTALL; WHITE FINISH.
 - ALL VANITIES TO RECEIVE SOLID SURFACE FINISH (ALBERT WILSON T:7047988) VANITY SUBSTRUCTURE TO BE SUPPLIED & INSTALLED BY MR WILSON, WITH PRICE TO BE INCLUDED IN MAIN CONTRACTOR'S BID.
 - COUNTERTOP SUBCONTRACTOR TO PROVIDE SEALED MARINE GRADE PLY SUPPORTS AND 1/2" PLY SUPPORT SUBSTRUCTURE, WITH PRICE TO BE INCLUDED IN MAIN CONTRACTOR'S BID.
 - ALL SOAP, TOWEL AND TOILET PAPER DISPENSER TO BE SUPPLIED BY THE OWNER & INSTALLED BY THE GC.
 - ALL BATHROOM LIGHTS & EXTRACT ARE TO BE OPERATED BY A SENSOR ON A TIMER. TIMER TO BE SET TO APPROX. 10 MINUTES. GC SUPPLY & INSTALL.

- FINISHES (ADDITIONAL NOTES)**
- AN ALTERNATE COUNTERTOP SUBCONTRACTOR MAYBE USED, BUT MUST BE APPROVED BY THE OWNER

REVISION #: 00

A2-02




PROJECT #: HNAIA-07/18
PROJECT DATE: June - 2019

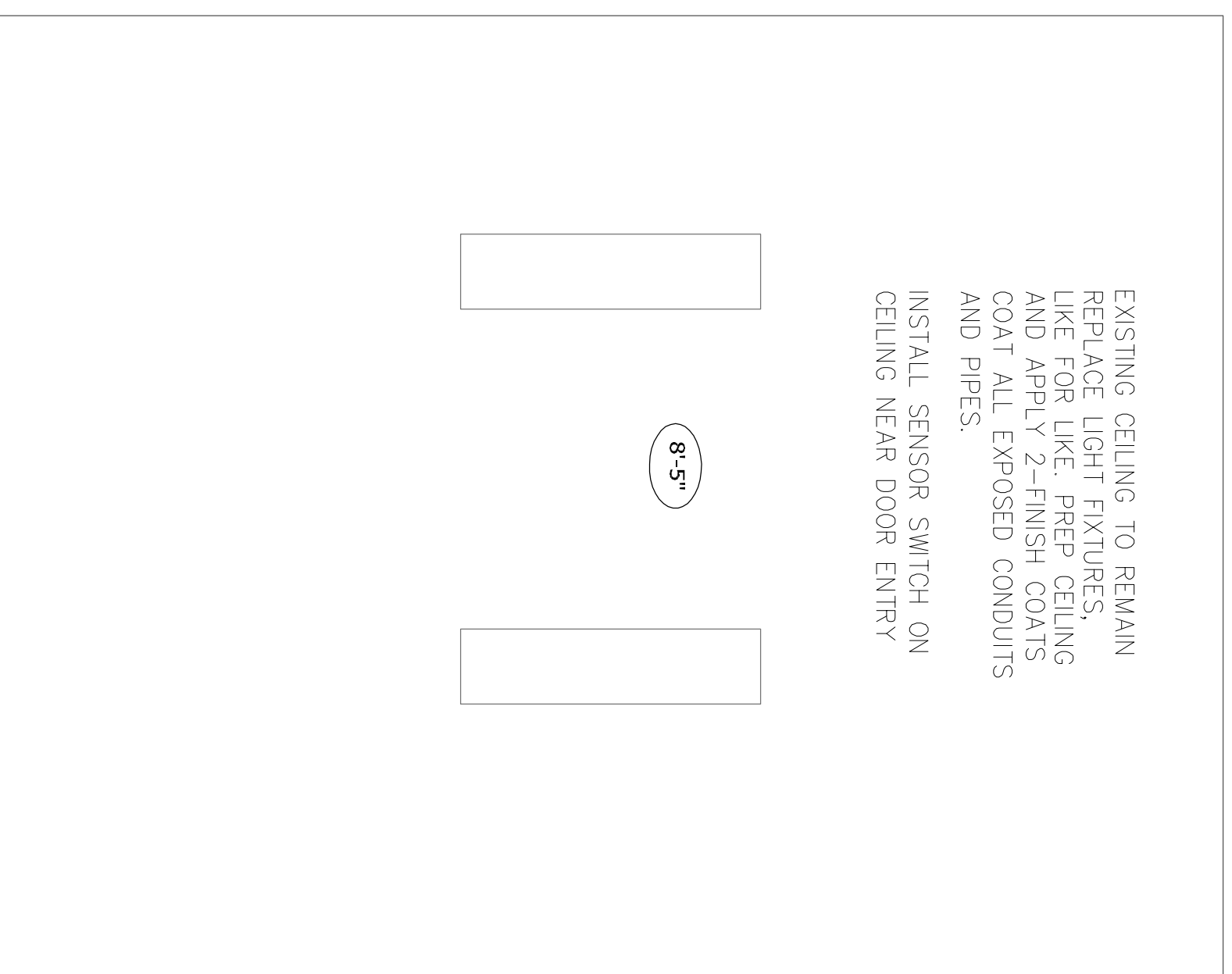
PROJECT: East End Primary School
Renovation of Girl's & Boy's
Bathroom Finishes

CLIENT: Ministry of Education
44 Church Street
City of Hamilton HM 12
BERMUDA

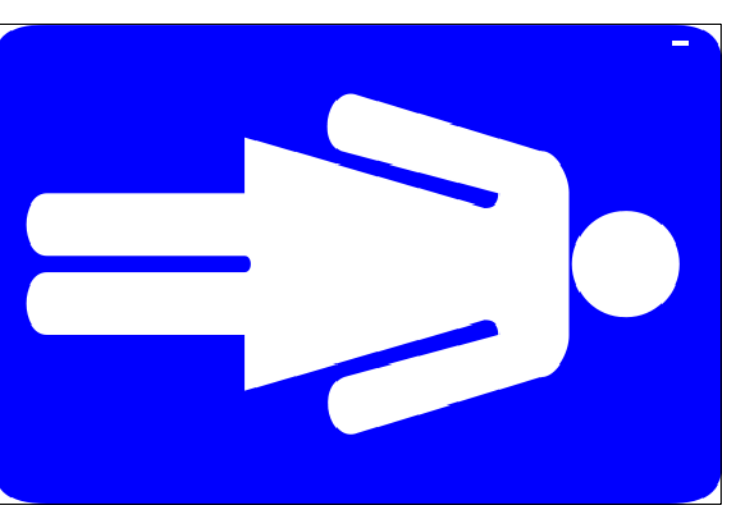
ISSUED: TENDER
DATE: June 18-19



HN A2-02

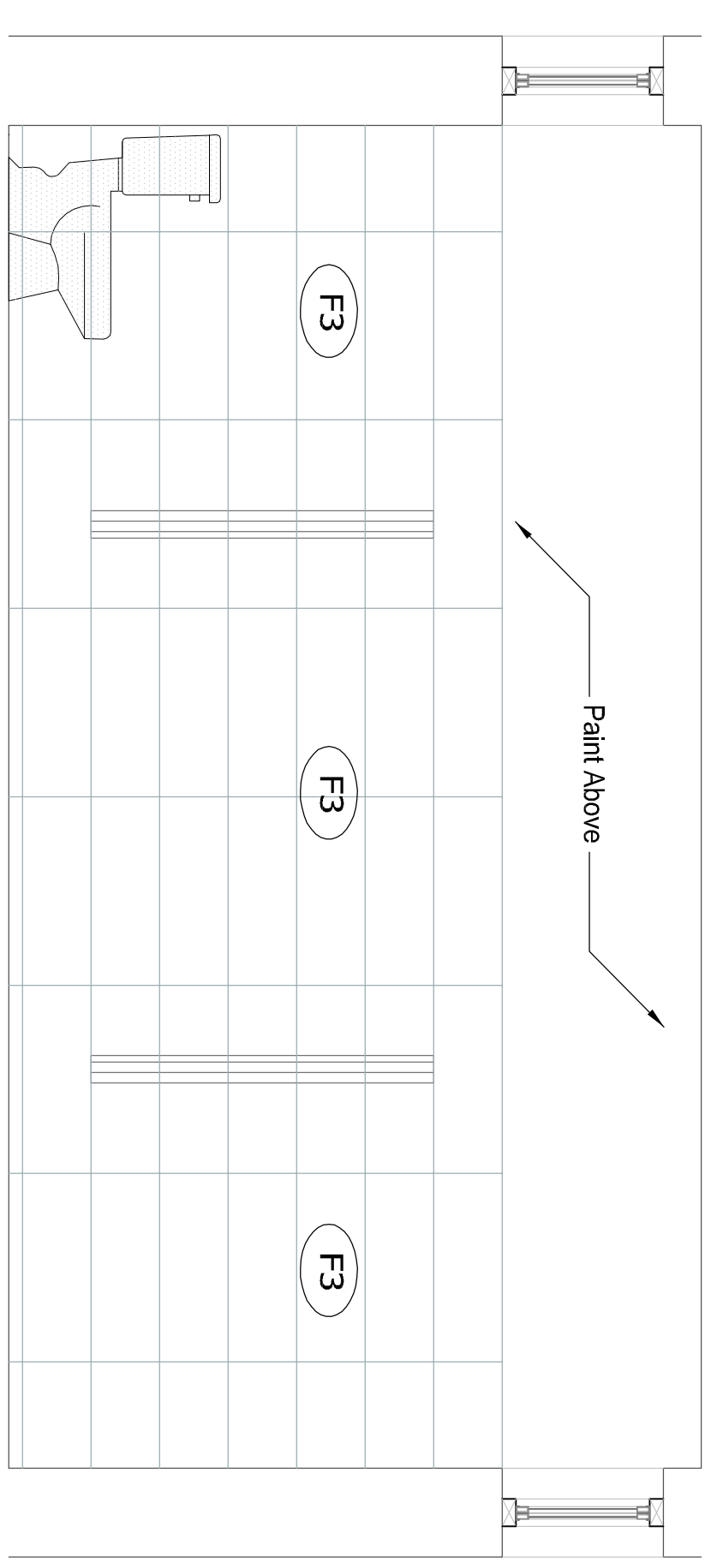


B2
Stall Section
Scale: 1/4" = 1'-0"




5
Female Bathroom Signage
Scale: nts

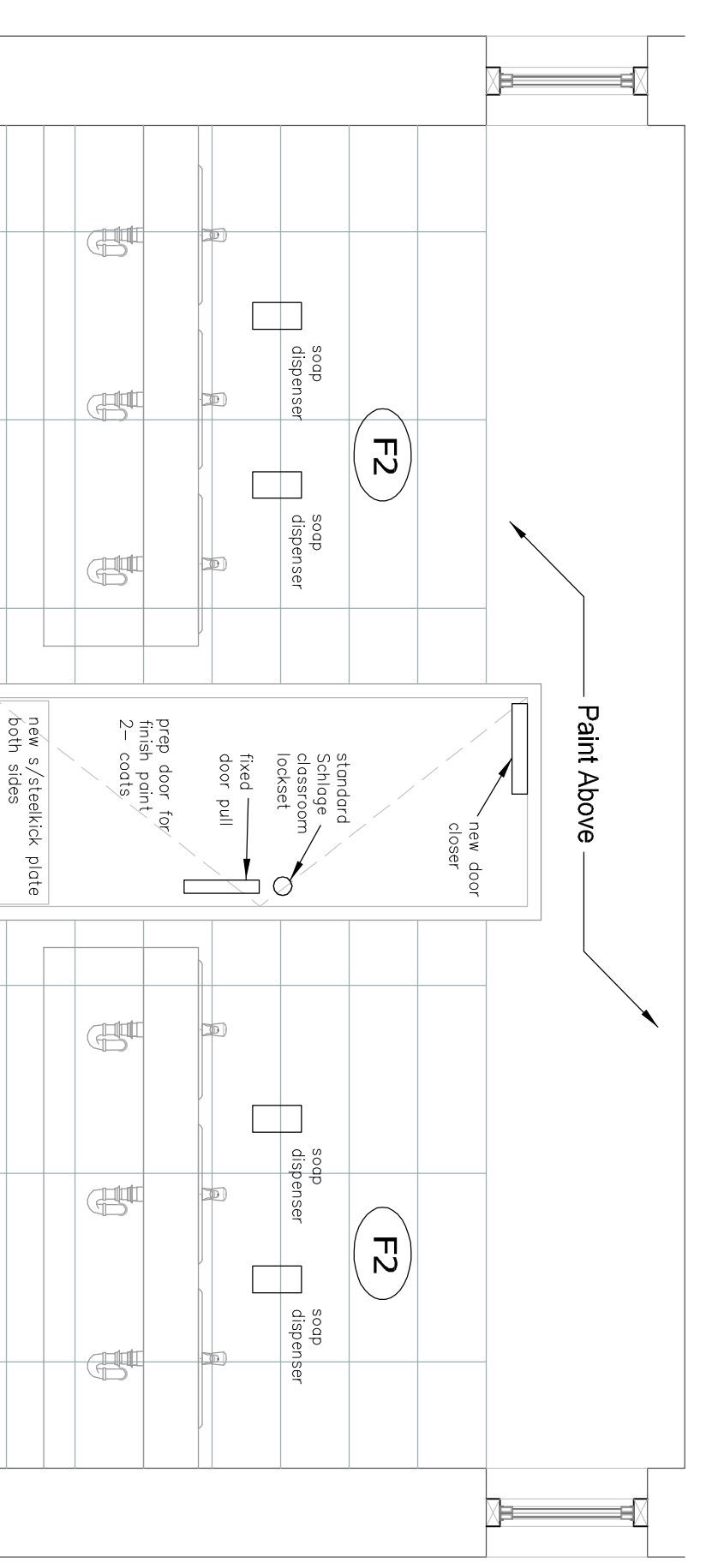
CONTRACT SHALL SUPPLY & INSTALL FEMALE BATHROOM SIGNAGE APPROVED BY THE OWNER TO THE EXTERIOR OF BATHROOM ENTRANCE DOOR.





G4
Toilet Stall / Back Wall
Scale: 1/2" = 1'-0"

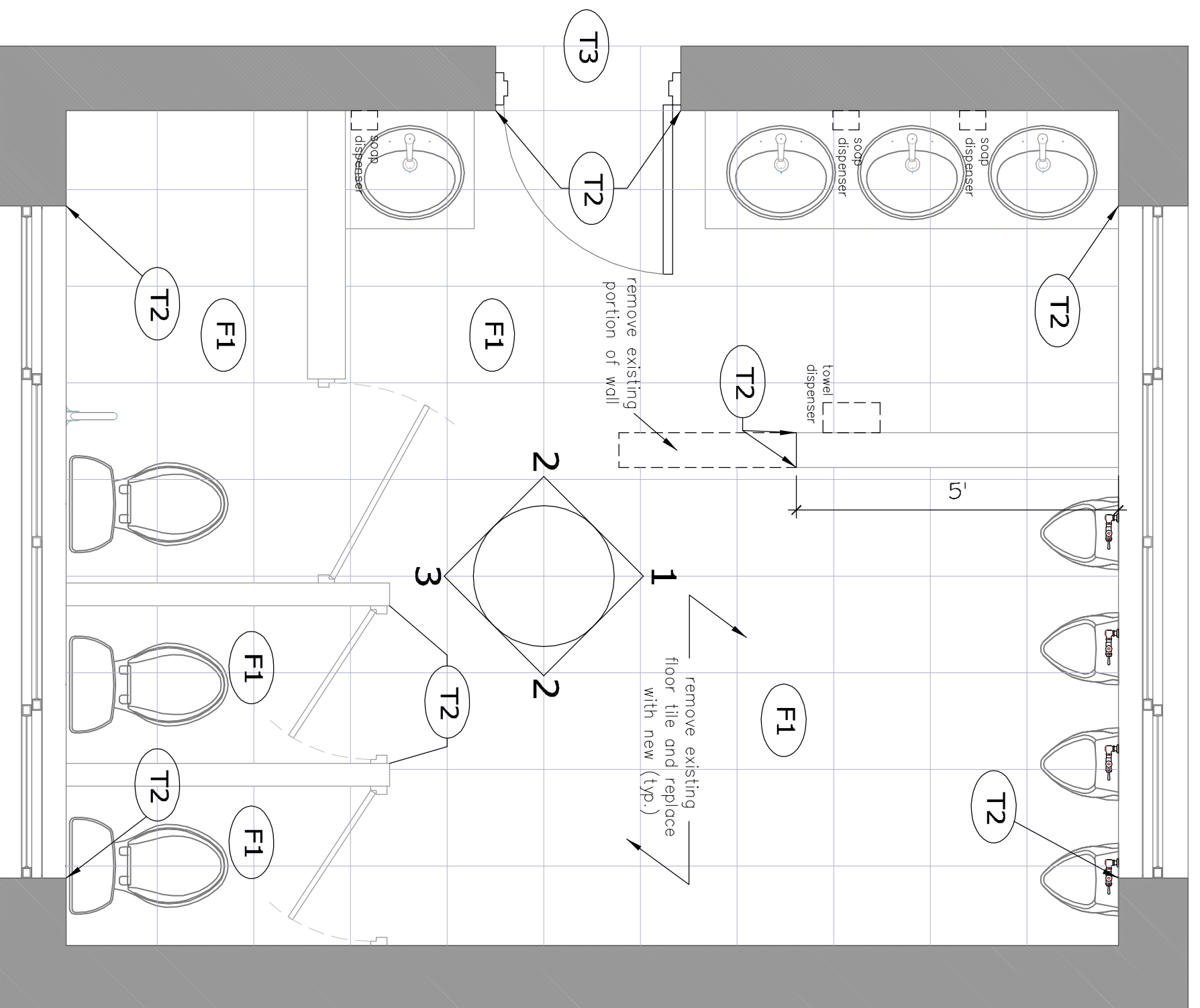


G2
Toilet Stalls
Scale: 1/2" = 1'-0"

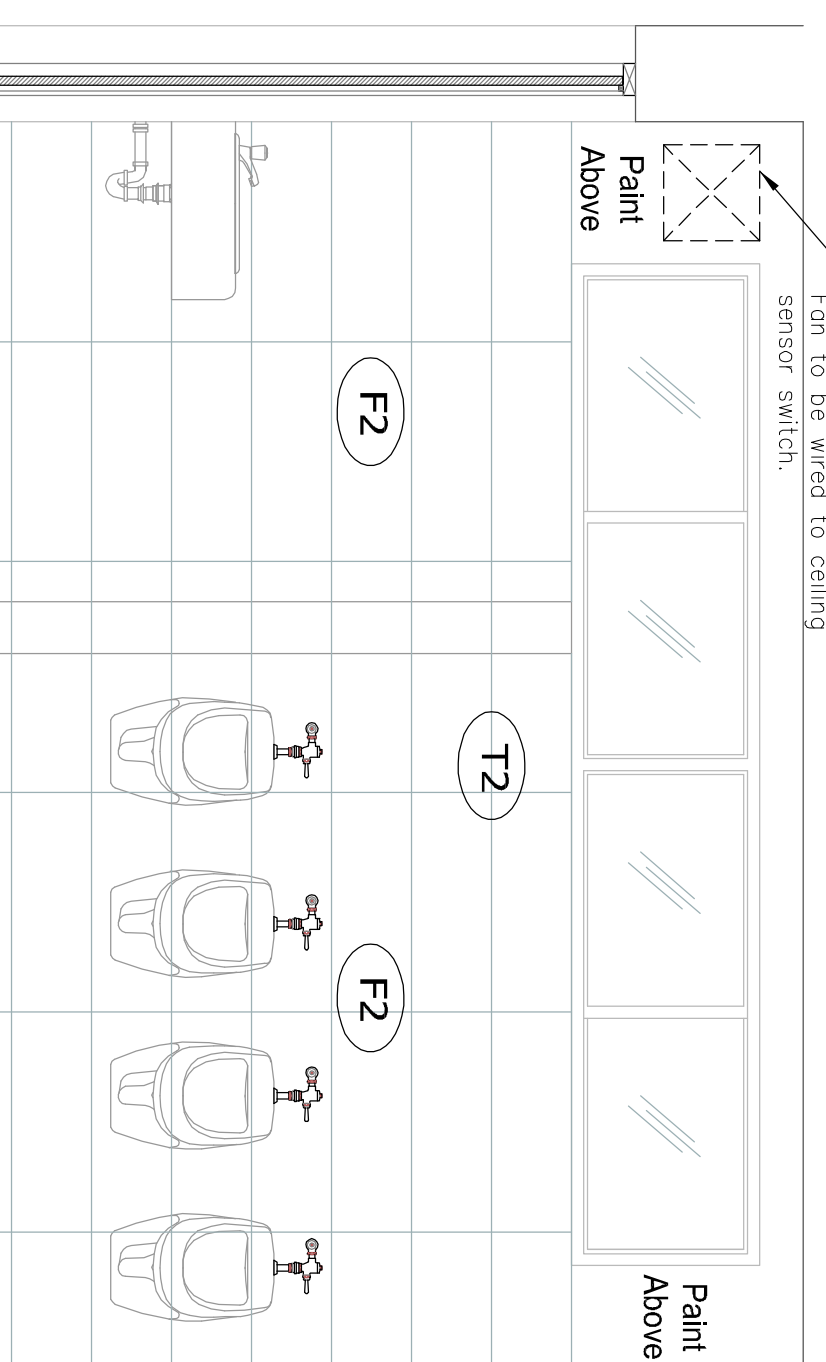


G2
Sink Wall
Scale: 1/2" = 1'-0"

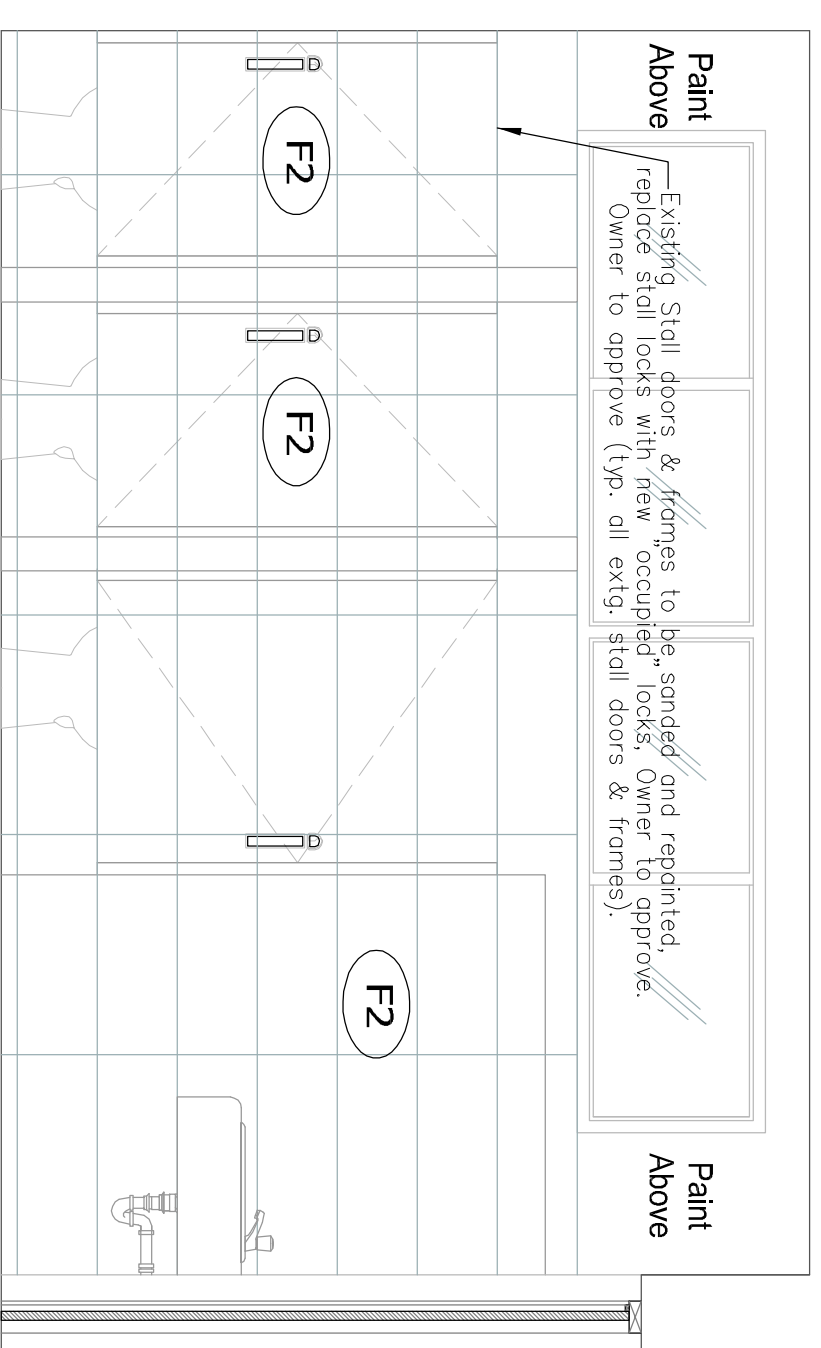




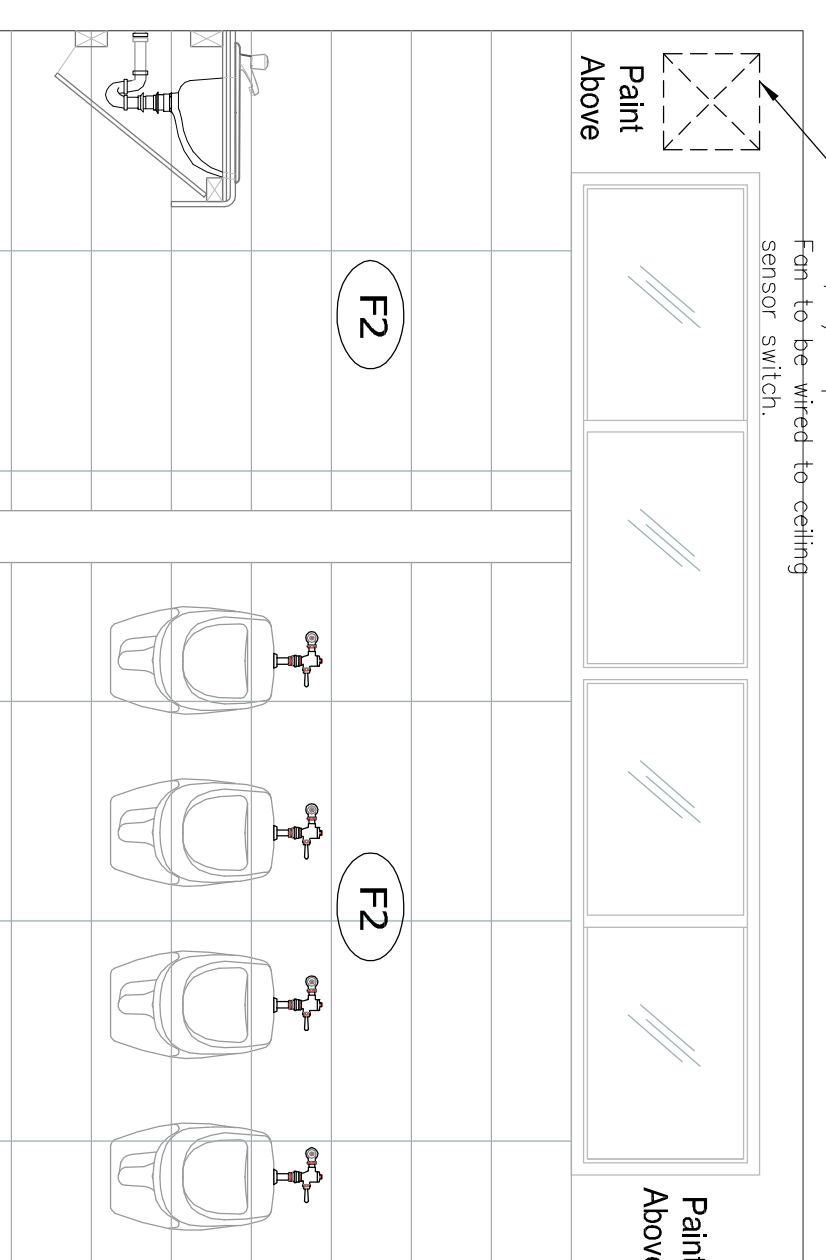
B9 Floor Plan Boy's Lavatory
Scale: 1/2" = 1'-0"



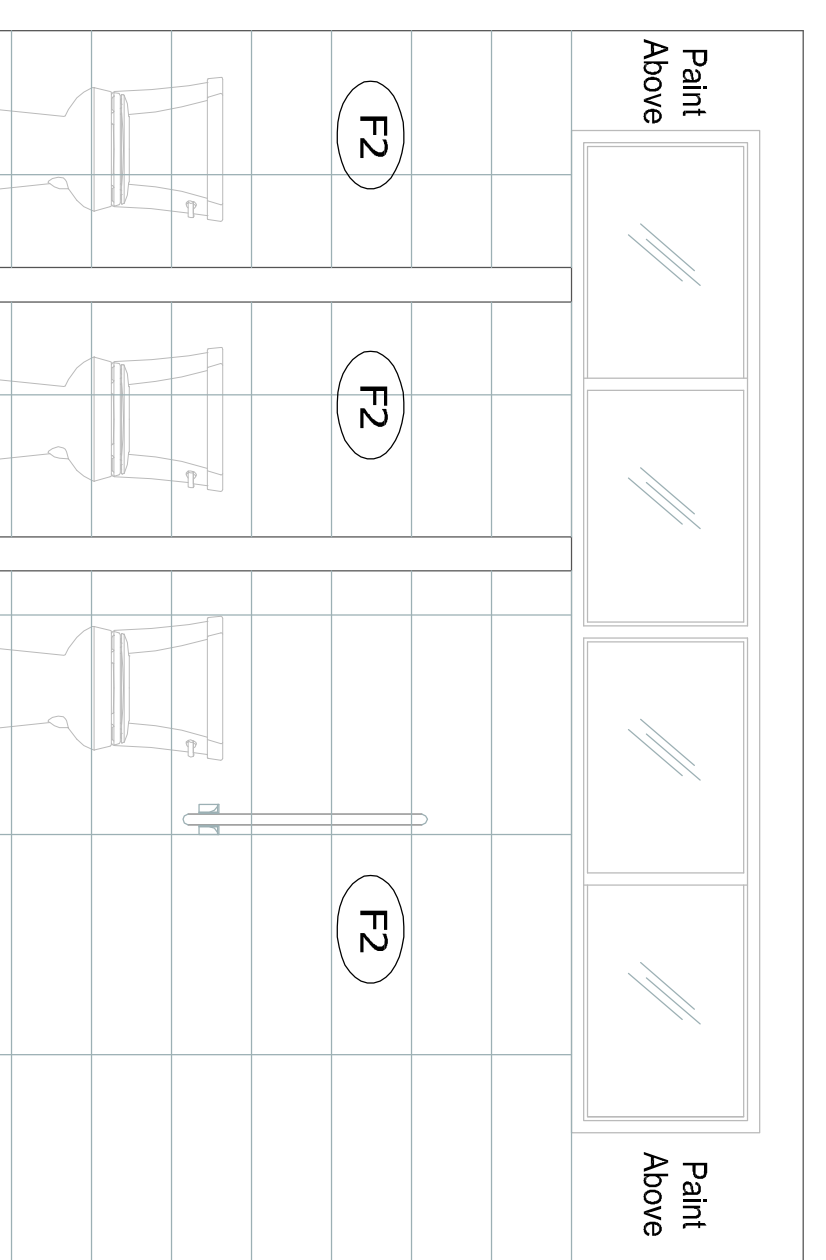
B1 Stall Section
Scale: 1/2" = 1'-0"



B3 Toilet Stalls / Sinks
Scale: 1/2" = 1'-0"



B1 Toilet Stalls / Urinal
Scale: 1/2" = 1'-0"



B3 Toilet Stalls
Scale: 1/2" = 1'-0"


- GENERAL NOTES:**
- DEMO ALL FIXTURES, FITTINGS, MIRRORS, WALL MOUNT PARTITIONS, WALL AND FLOOR TILING MAKE GOOD TO ALL WALLS & FLOOR READY TO RECEIVE NEW FINISHES.
 - REMOVE ALL REDUNDANT EXTRACTS, PLUMBING, WIRING. REPLACE WITH NEW EXTRACTS AS INDICATED ON THE DRAWINGS.
 - INSTALL HORN FIRE STROBES TO ALL BATHROOMS.
 - EXTRACT & LIGHTING TO BE SENSOR OPERATED. INSTALL TIMED SENSOR TO CONTROL BOTH THE LIGHTING AND THE EXTRACT. TIMER TO LAST APPROX. 10 MINUTES.
 - REMOVE EXISTING FLOOR DRAIN COVERS AND REPLACE WITH NEW STAINLESS STEEL DRAIN COVERS. FLOORS TO PITCH TO DRAINS.
 - PROVIDE TRANSITION STRIPS AT ALL EXTERNAL WALL CORNERS AND AT THE JUNCTION OF THE FLOOR TRANSITION TO A DIFFERENT FLOOR FINISH.
 - PREPARE EXISTING DRYWALL CEILINGS TO RECEIVE FINISH COAT OF PAINT.
 - REPLACE EXISTING SWITCH AND POWER COVER PLATES WITH WHITE COVER PLATES, EXISTING ENTRY DOORS TO BE PREPARED TO RECEIVE FINISH PAINT COAT. EXISTING DOOR LOCKS TO BE RETAINED. INSTALL NEW HINGES, PULLS, STAINLESS STEEL PUSH PLATES, KICK PLATES, AND DOOR CLOSERS.
 - GC TO PREP & PAINT EXISTING TOILET CUBICLE DOORS WITH INSTALLATION OF NEW HARDWARE CONSISTING OF NEW HINGES, OCCUPANCY THUMB TURN WITH OCCUPIED INDICATORS AND 6" PULLS IN SATIN STAINLESS FINISH.
 - INSTALL ALL OWNER SUPPLIED FITTINGS, FIXTURES, TILE & ACCESSORIES.
 - NEW FIXTURES TO BE CONNECTED TO EXISTING PLUMBING.
 - FLOORS TO HAVE EPOXY GROUT FROM PEMBROKE TILE.

FINISHES KEY:

- T1 - 3/8" x 8' RENO - U ANODISED ALUMINUM FLOOR TRANSITION STRIP
 - T2 - 3/8" x 8' SCHIENE AE - ANODISED ALUMINUM WALL TRIM STRIP FOR EXTERNAL CORNERS
 - T3 - 3/8" x 8' SCHLUTER SCHIENE AE - ANODISED ALUMINUM STEP TRIM STRIP FOR STEP CORNER
 - F1 - 18" x 18" OWNER SUPPLIED FLOOR TILE FROM PEMBROKE TILE & STONE
 - F2 - 10" x 27.5" OWNER SUPPLIED WHITE WALL TILE FROM PEMBROKE TILE & STONE
 - F3 - 10" x 27.5" OWNER SUPPLIED BLUE WALL TILE FROM PEMBROKE TILE & STONE
 - NEW DRAIN COVER - STAINLESS STEEL TO MATCH EXISTING
 - NEW EXTRACT - 12"x12" THRO' WALL UNITS TO BE INSTALLED IN EVERY BATHROOM - GC TO SUPPLY & INSTALL. WHITE FINISH.
 - ALL VANITIES TO RECEIVE SOLID SURFACE FINISH (ALBERT WILSON T:7047968) VANITY SUBSTRUCTURE TO BE SUPPLIED & INSTALLED BY MR WILSON, WITH PRICE TO BE INCLUDED IN MAIN CONTRACTOR'S BID.
 - COUNTERTOP SUBCONTRACTOR TO PROVIDE SEALED MARINE GRADE PLY SUPPORTS AND 1/2" PLY SUPPORT SUBSTRUCTURE, WITH PRICE TO BE INCLUDED IN MAIN CONTRACTOR'S BID.
 - ALL SOAP, TOWEL AND TOILET PAPER DISPENSER TO BE SUPPLIED BY THE OWNER & INSTALLED BY THE GC.
 - ALL BATHROOM LIGHTS & EXTRACT ARE TO BE OPERATED BY A SENSOR ON A TIMER. TIMER TO BE SET TO APPROX. 10 MINUTES. GC SUPPLY & INSTALL.
- FINISHES (ADDITIONAL NOTES)**
- AN ALTERNATE COUNTERTOP SUBCONTRACTOR MAYBE USED, BUT MUST BE APPROVED BY THE OWNER

REVISION #: 00

A2-04





PROJECT #: HNAIA-07/18
PROJECT DATE: June - 2019

PROJECT: East End Primary School
Renovation of Girl's & Boy's
Bathroom Finishes

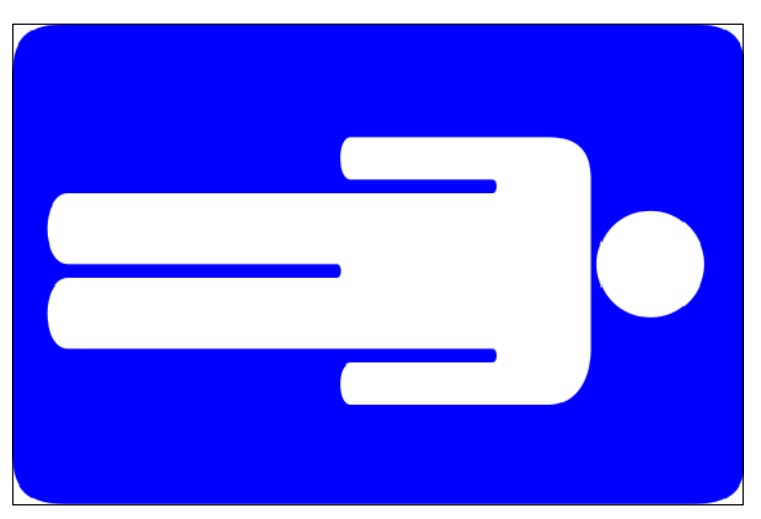
CLIENT: Ministry of Education
44 Church Street
City of Hamilton HM 12
BERMUDA

ISSUED: TENDER
DATE: June 18-19



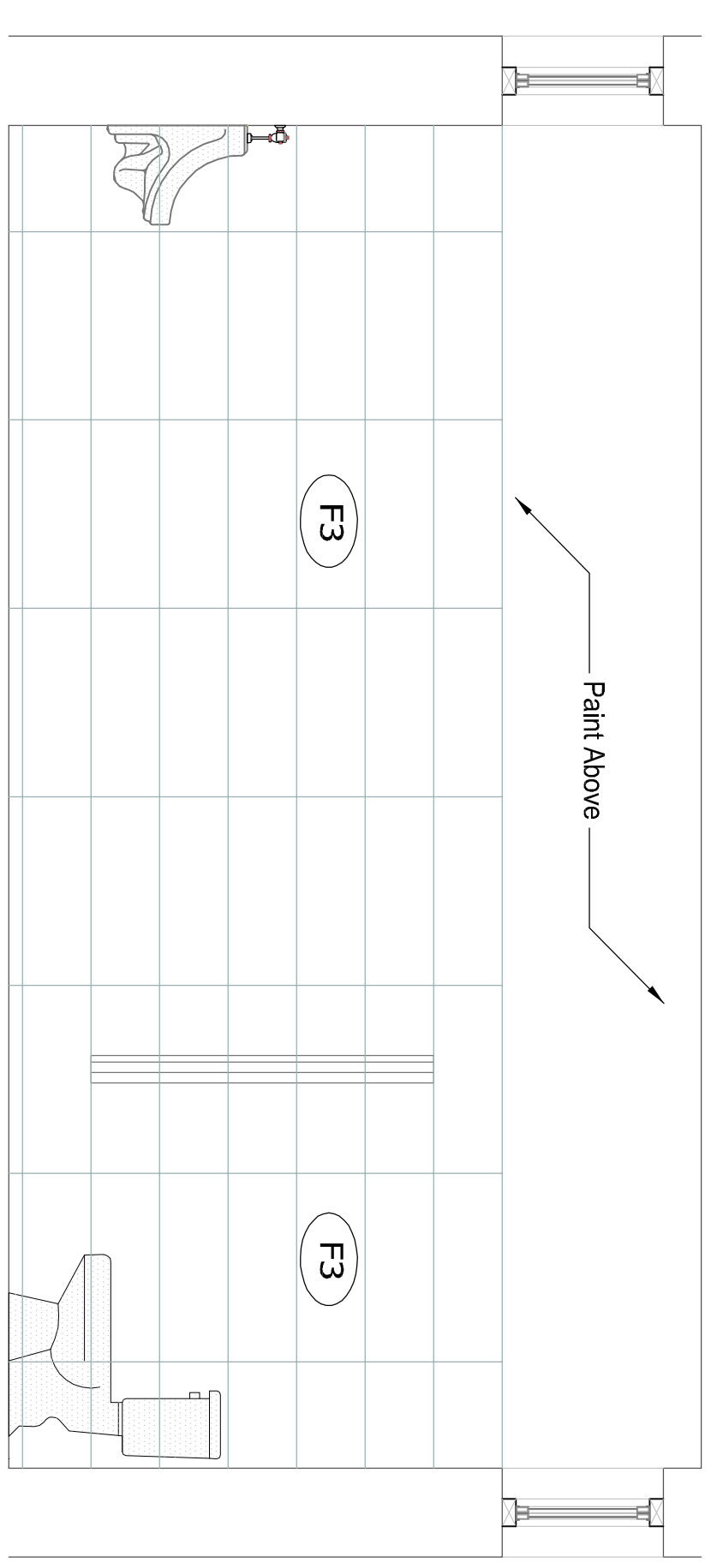


B2
Stall Section
Scale: 1/4" = 1'-0"

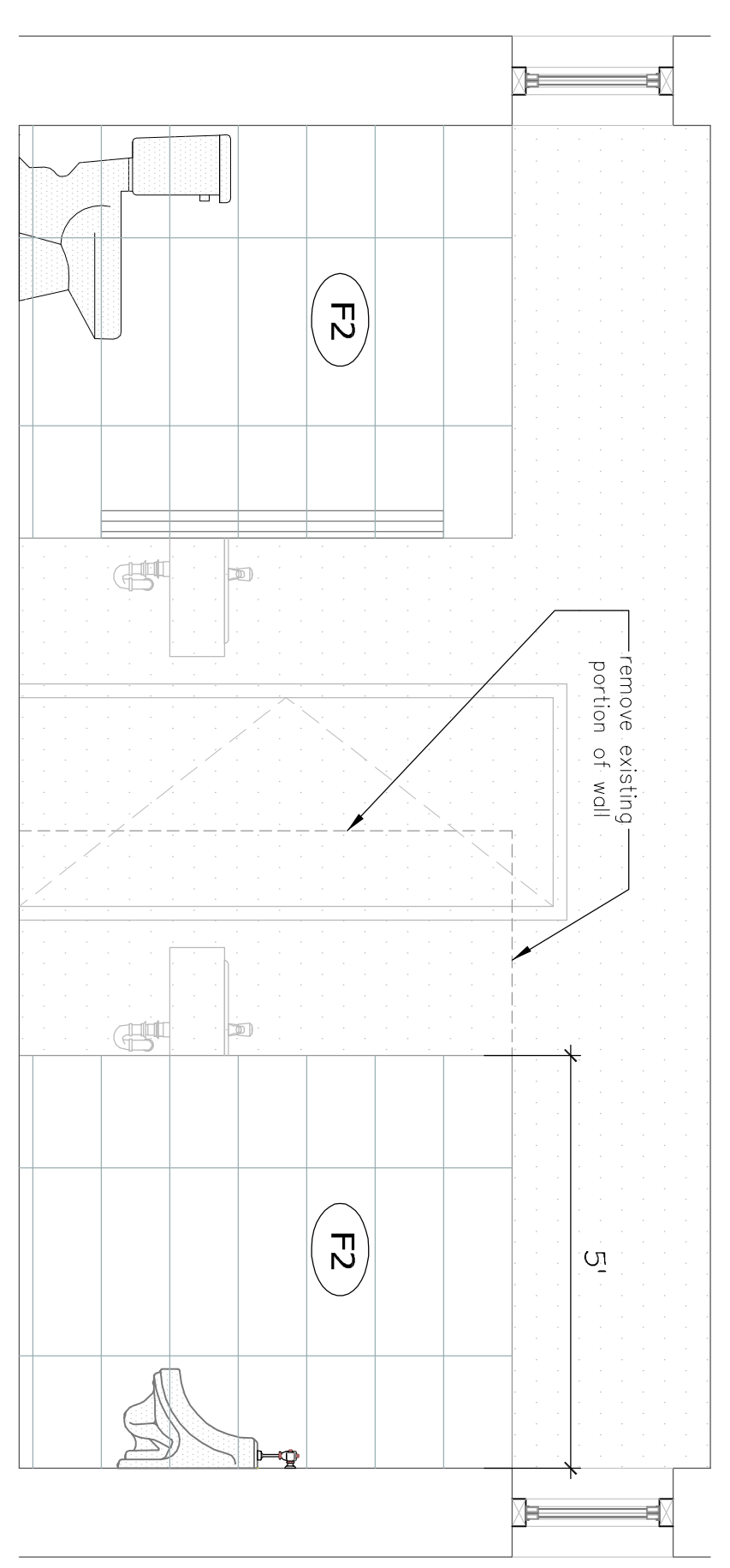


5
Male Bathroom Signage
Scale: nts

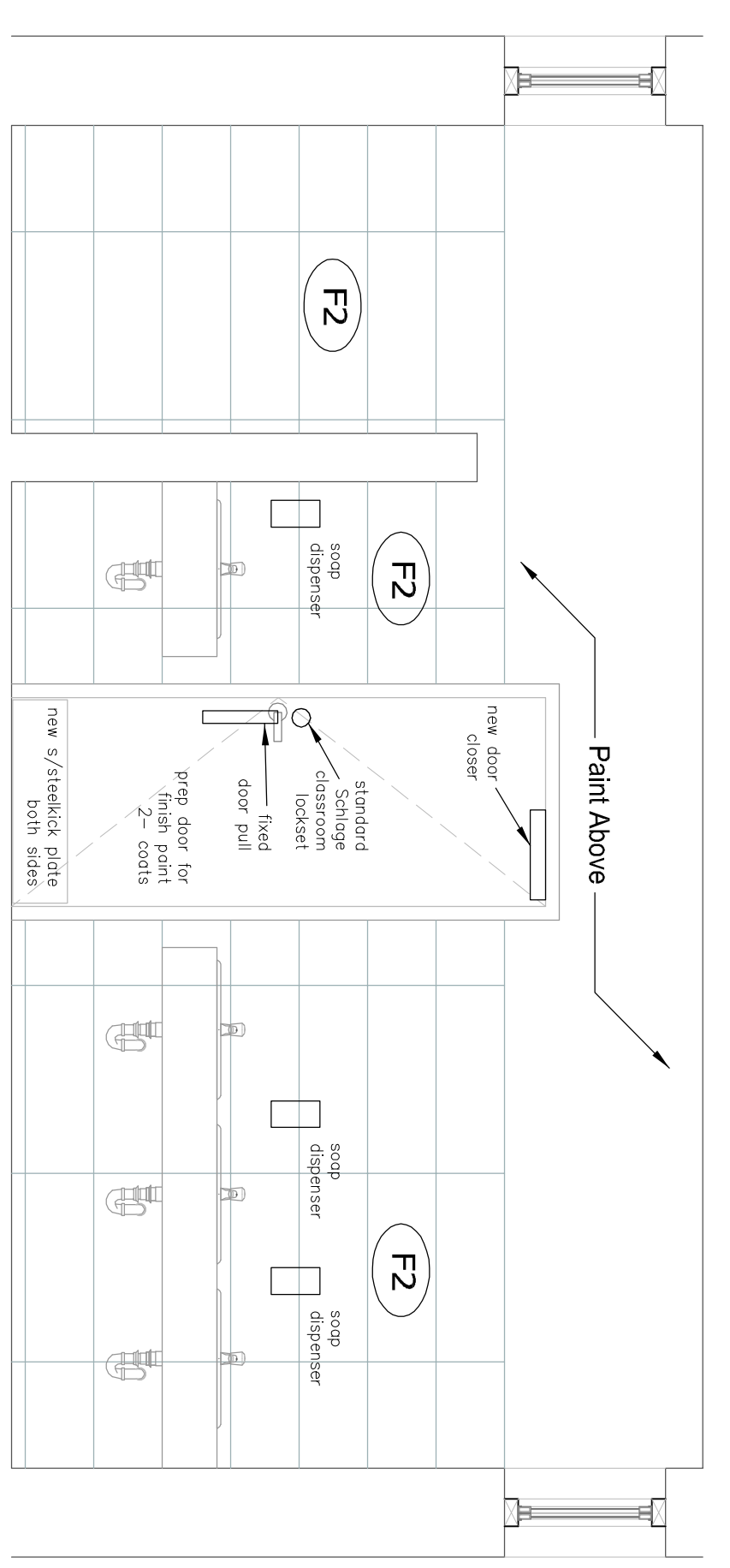
CONTRACT SHALL SUPPLY & INSTALL MALE BATHROOM SIGNAGE APPROVED BY THE OWNER TO THE EXTERIOR OF BATHROOM ENTRANCE DOOR.



B2
Toilet Stall / Urinals
Scale: 1/2" = 1'-0"



B4
Toilet Stall / Urinals
Scale: 1/2" = 1'-0"



B4
Toilet Stall / Sinks
Scale: 1/2" = 1'-0"

CLIENT:

Ministry of Education - Facilities

44 Church Street

City of Hamilton HM 12

PROPOSED:

Renovation of Girl's Lavatory Finishes

SITE LOCATION:

FRANCIS PATTON PRIMARY SCHOOL

119 North Shore Road

HAMILTON PARISH CR 03

BERMUDA

CONTRACTOR:

TBA




GENERAL NOTES:

ISSUED: June 19th 2019

DRAWING INDEX:

A0 - 00 COVER SHEET / DRAWING INDEX
A0 - 01 SPECIFICATION

A2 - 01 EXTG. CONDITIONS - FLOOR PLAN / INT ELEVATIONS
A2 - 02 FLOOR PLAN
A2 - 03 INTERIOR ELEVATIONS / REFLECTED CEILING
A2 - 04 INTERIOR ELEVATIONS
A2 - 05 INTERIOR ELEVATIONS
A2 - 06 INTERIOR ELEVATIONS



ISSUE FOR TENDER

HNarchitecture

Human Nature architecture
P.O. Box SN 799 | Southampton SN BX | Bermuda | Tel:441-703-7328

Client: MOED


44 Church Street | City of Hamilton HM 12 | Bermuda

Site:

Francis Patton Primary School
119 North Shore Road | Hamilton Parish CR 03 | Bermuda

REVISION #:
00

A0-00



PROJECT #:
HNAIA-07/16

PROJECT DATE:
June - 19


PROJECT:
Francis Patton Primary School
Renovation of Girl's
Bathroom Finishes

CLIENT:
Ministry of Education
44 Church Street
City of Hamilton HM 12
BERMUDA

ISSUED:
TENDER

DATE:
June 18-19

HN
A0-00



DEMOLITION SCHEDULE

ITEM NO.	DESCRIPTION	QUANTITY	UNIT	REMARKS
1	EXISTING WALLS TO BE DEMOLISHED AND REMOVED	150	SQ. M.	REMOVE TO EXISTING FINISH LINE
2	EXISTING FLOORS TO BE DEMOLISHED AND REMOVED	150	SQ. M.	REMOVE TO EXISTING FINISH LINE
3	EXISTING CEILING TO BE DEMOLISHED AND REMOVED	150	SQ. M.	REMOVE TO EXISTING FINISH LINE
4	EXISTING DOORS TO BE DEMOLISHED AND REMOVED	10	NO.	REMOVE TO EXISTING FINISH LINE
5	EXISTING WINDOWS TO BE DEMOLISHED AND REMOVED	10	NO.	REMOVE TO EXISTING FINISH LINE

FINISH SCHEDULE

ITEM NO.	DESCRIPTION	QUANTITY	UNIT	REMARKS
1	NEW WALLS TO BE CONSTRUCTED	150	SQ. M.	CONFORM TO DRAWINGS
2	NEW FLOORS TO BE CONSTRUCTED	150	SQ. M.	CONFORM TO DRAWINGS
3	NEW CEILING TO BE CONSTRUCTED	150	SQ. M.	CONFORM TO DRAWINGS
4	NEW DOORS TO BE CONSTRUCTED	10	NO.	CONFORM TO DRAWINGS
5	NEW WINDOWS TO BE CONSTRUCTED	10	NO.	CONFORM TO DRAWINGS

DOOR SCHEDULE

ITEM NO.	DESCRIPTION	QUANTITY	UNIT	REMARKS
1	WOODEN DOOR	10	NO.	CONFORM TO DRAWINGS
2	GLASS DOOR	5	NO.	CONFORM TO DRAWINGS

FIXTURES & FITTINGS SCHEDULE

ITEM NO.	DESCRIPTION	QUANTITY	UNIT	REMARKS
1	TOILET	10	NO.	CONFORM TO DRAWINGS
2	TOILET SEAT	10	NO.	CONFORM TO DRAWINGS
3	SINK	10	NO.	CONFORM TO DRAWINGS
4	FAUCET	10	NO.	CONFORM TO DRAWINGS
5	URINAL	10	NO.	CONFORM TO DRAWINGS
6	FLUSH VALVE	10	NO.	CONFORM TO DRAWINGS
7	SHOWER	10	NO.	CONFORM TO DRAWINGS
8	TOILET PAPER	10	NO.	CONFORM TO DRAWINGS
9	SCAP	10	NO.	CONFORM TO DRAWINGS
10	TOWEL	10	NO.	CONFORM TO DRAWINGS
11	DISPENSER	10	NO.	CONFORM TO DRAWINGS

PLUMBING NOTES

- PLUMBING WORK SHALL CONFORM TO THE BERMUDA RESIDENTIAL BUILDING CODE 2014 ELECTRICAL CODE.
- ALL PLUMBING WORK SHALL BE INSTALLED IN ACCORDANCE WITH THE BERMUDA RESIDENTIAL BUILDING CODE 2014.
- ALL PLUMBING WORK SHALL BE INSTALLED IN ACCORDANCE WITH THE BERMUDA RESIDENTIAL BUILDING CODE 2014.
- ALL PLUMBING WORK SHALL BE INSTALLED IN ACCORDANCE WITH THE BERMUDA RESIDENTIAL BUILDING CODE 2014.
- ALL PLUMBING WORK SHALL BE INSTALLED IN ACCORDANCE WITH THE BERMUDA RESIDENTIAL BUILDING CODE 2014.
- ALL PLUMBING WORK SHALL BE INSTALLED IN ACCORDANCE WITH THE BERMUDA RESIDENTIAL BUILDING CODE 2014.
- ALL PLUMBING WORK SHALL BE INSTALLED IN ACCORDANCE WITH THE BERMUDA RESIDENTIAL BUILDING CODE 2014.
- ALL PLUMBING WORK SHALL BE INSTALLED IN ACCORDANCE WITH THE BERMUDA RESIDENTIAL BUILDING CODE 2014.
- ALL PLUMBING WORK SHALL BE INSTALLED IN ACCORDANCE WITH THE BERMUDA RESIDENTIAL BUILDING CODE 2014.
- ALL PLUMBING WORK SHALL BE INSTALLED IN ACCORDANCE WITH THE BERMUDA RESIDENTIAL BUILDING CODE 2014.

GENERAL NOTES

- THE PLUMBING LAYOUT SHOWN IS SCHEMATIC ONLY. ALL FIXTURES ARE TO BE CONFORM TO THE BERMUDA RESIDENTIAL BUILDING CODE 2014.
- ALL PLUMBING WORK SHALL BE INSTALLED IN ACCORDANCE WITH THE BERMUDA RESIDENTIAL BUILDING CODE 2014.
- ALL PLUMBING WORK SHALL BE INSTALLED IN ACCORDANCE WITH THE BERMUDA RESIDENTIAL BUILDING CODE 2014.
- ALL PLUMBING WORK SHALL BE INSTALLED IN ACCORDANCE WITH THE BERMUDA RESIDENTIAL BUILDING CODE 2014.
- ALL PLUMBING WORK SHALL BE INSTALLED IN ACCORDANCE WITH THE BERMUDA RESIDENTIAL BUILDING CODE 2014.
- ALL PLUMBING WORK SHALL BE INSTALLED IN ACCORDANCE WITH THE BERMUDA RESIDENTIAL BUILDING CODE 2014.
- ALL PLUMBING WORK SHALL BE INSTALLED IN ACCORDANCE WITH THE BERMUDA RESIDENTIAL BUILDING CODE 2014.
- ALL PLUMBING WORK SHALL BE INSTALLED IN ACCORDANCE WITH THE BERMUDA RESIDENTIAL BUILDING CODE 2014.
- ALL PLUMBING WORK SHALL BE INSTALLED IN ACCORDANCE WITH THE BERMUDA RESIDENTIAL BUILDING CODE 2014.
- ALL PLUMBING WORK SHALL BE INSTALLED IN ACCORDANCE WITH THE BERMUDA RESIDENTIAL BUILDING CODE 2014.

ELECTRICAL NOTES

- ALL ELECTRICAL WORK SHALL CONFORM TO THE BERMUDA RESIDENTIAL BUILDING CODE 2014 ELECTRICAL CODE.
- ALL ELECTRICAL WORK SHALL BE INSTALLED IN ACCORDANCE WITH THE BERMUDA RESIDENTIAL BUILDING CODE 2014.
- ALL ELECTRICAL WORK SHALL BE INSTALLED IN ACCORDANCE WITH THE BERMUDA RESIDENTIAL BUILDING CODE 2014.
- ALL ELECTRICAL WORK SHALL BE INSTALLED IN ACCORDANCE WITH THE BERMUDA RESIDENTIAL BUILDING CODE 2014.
- ALL ELECTRICAL WORK SHALL BE INSTALLED IN ACCORDANCE WITH THE BERMUDA RESIDENTIAL BUILDING CODE 2014.
- ALL ELECTRICAL WORK SHALL BE INSTALLED IN ACCORDANCE WITH THE BERMUDA RESIDENTIAL BUILDING CODE 2014.
- ALL ELECTRICAL WORK SHALL BE INSTALLED IN ACCORDANCE WITH THE BERMUDA RESIDENTIAL BUILDING CODE 2014.
- ALL ELECTRICAL WORK SHALL BE INSTALLED IN ACCORDANCE WITH THE BERMUDA RESIDENTIAL BUILDING CODE 2014.
- ALL ELECTRICAL WORK SHALL BE INSTALLED IN ACCORDANCE WITH THE BERMUDA RESIDENTIAL BUILDING CODE 2014.
- ALL ELECTRICAL WORK SHALL BE INSTALLED IN ACCORDANCE WITH THE BERMUDA RESIDENTIAL BUILDING CODE 2014.

GENERAL NOTES

- THE ELECTRICAL LAYOUT SHOWN IS SCHEMATIC ONLY. ALL FIXTURES ARE TO BE CONFORM TO THE BERMUDA RESIDENTIAL BUILDING CODE 2014.
- ALL ELECTRICAL WORK SHALL BE INSTALLED IN ACCORDANCE WITH THE BERMUDA RESIDENTIAL BUILDING CODE 2014.
- ALL ELECTRICAL WORK SHALL BE INSTALLED IN ACCORDANCE WITH THE BERMUDA RESIDENTIAL BUILDING CODE 2014.
- ALL ELECTRICAL WORK SHALL BE INSTALLED IN ACCORDANCE WITH THE BERMUDA RESIDENTIAL BUILDING CODE 2014.
- ALL ELECTRICAL WORK SHALL BE INSTALLED IN ACCORDANCE WITH THE BERMUDA RESIDENTIAL BUILDING CODE 2014.
- ALL ELECTRICAL WORK SHALL BE INSTALLED IN ACCORDANCE WITH THE BERMUDA RESIDENTIAL BUILDING CODE 2014.
- ALL ELECTRICAL WORK SHALL BE INSTALLED IN ACCORDANCE WITH THE BERMUDA RESIDENTIAL BUILDING CODE 2014.
- ALL ELECTRICAL WORK SHALL BE INSTALLED IN ACCORDANCE WITH THE BERMUDA RESIDENTIAL BUILDING CODE 2014.
- ALL ELECTRICAL WORK SHALL BE INSTALLED IN ACCORDANCE WITH THE BERMUDA RESIDENTIAL BUILDING CODE 2014.
- ALL ELECTRICAL WORK SHALL BE INSTALLED IN ACCORDANCE WITH THE BERMUDA RESIDENTIAL BUILDING CODE 2014.

MECHANICAL NOTES

- ALL MECHANICAL WORK IS TO BE CARRIED OUT ACCORDING TO THE BERMUDA RESIDENTIAL BUILDING CODE 2014.
- ALL MECHANICAL WORK SHALL BE INSTALLED IN ACCORDANCE WITH THE BERMUDA RESIDENTIAL BUILDING CODE 2014.
- ALL MECHANICAL WORK SHALL BE INSTALLED IN ACCORDANCE WITH THE BERMUDA RESIDENTIAL BUILDING CODE 2014.
- ALL MECHANICAL WORK SHALL BE INSTALLED IN ACCORDANCE WITH THE BERMUDA RESIDENTIAL BUILDING CODE 2014.
- ALL MECHANICAL WORK SHALL BE INSTALLED IN ACCORDANCE WITH THE BERMUDA RESIDENTIAL BUILDING CODE 2014.
- ALL MECHANICAL WORK SHALL BE INSTALLED IN ACCORDANCE WITH THE BERMUDA RESIDENTIAL BUILDING CODE 2014.
- ALL MECHANICAL WORK SHALL BE INSTALLED IN ACCORDANCE WITH THE BERMUDA RESIDENTIAL BUILDING CODE 2014.
- ALL MECHANICAL WORK SHALL BE INSTALLED IN ACCORDANCE WITH THE BERMUDA RESIDENTIAL BUILDING CODE 2014.
- ALL MECHANICAL WORK SHALL BE INSTALLED IN ACCORDANCE WITH THE BERMUDA RESIDENTIAL BUILDING CODE 2014.
- ALL MECHANICAL WORK SHALL BE INSTALLED IN ACCORDANCE WITH THE BERMUDA RESIDENTIAL BUILDING CODE 2014.


LIFE SAFETY NOTES

- ALL FIRE ALARM, SMOKE AND HEAT DETECTORS, EMERGENCY LIGHTING, ETC. TO BE INSTALLED IN ACCORDANCE WITH THE BERMUDA RESIDENTIAL BUILDING CODE 2014.
- ALL LIFE SAFETY WORK SHALL BE INSTALLED IN ACCORDANCE WITH THE BERMUDA RESIDENTIAL BUILDING CODE 2014.
- ALL LIFE SAFETY WORK SHALL BE INSTALLED IN ACCORDANCE WITH THE BERMUDA RESIDENTIAL BUILDING CODE 2014.
- ALL LIFE SAFETY WORK SHALL BE INSTALLED IN ACCORDANCE WITH THE BERMUDA RESIDENTIAL BUILDING CODE 2014.
- ALL LIFE SAFETY WORK SHALL BE INSTALLED IN ACCORDANCE WITH THE BERMUDA RESIDENTIAL BUILDING CODE 2014.
- ALL LIFE SAFETY WORK SHALL BE INSTALLED IN ACCORDANCE WITH THE BERMUDA RESIDENTIAL BUILDING CODE 2014.
- ALL LIFE SAFETY WORK SHALL BE INSTALLED IN ACCORDANCE WITH THE BERMUDA RESIDENTIAL BUILDING CODE 2014.
- ALL LIFE SAFETY WORK SHALL BE INSTALLED IN ACCORDANCE WITH THE BERMUDA RESIDENTIAL BUILDING CODE 2014.
- ALL LIFE SAFETY WORK SHALL BE INSTALLED IN ACCORDANCE WITH THE BERMUDA RESIDENTIAL BUILDING CODE 2014.
- ALL LIFE SAFETY WORK SHALL BE INSTALLED IN ACCORDANCE WITH THE BERMUDA RESIDENTIAL BUILDING CODE 2014.

ELECTRICAL LEGEND

- 1. SWITCH MOUNTED AT 46" A.F.F. (1.17m)
- 2. SWITCH MOUNTED AT 54" A.F.F. (1.34m)
- 3. SWITCH MOUNTED AT 62" A.F.F. (1.52m)
- 4. SWITCH MOUNTED AT 70" A.F.F. (1.70m)
- 5. SWITCH MOUNTED AT 78" A.F.F. (1.88m)
- 6. SWITCH MOUNTED AT 86" A.F.F. (2.06m)
- 7. SWITCH MOUNTED AT 94" A.F.F. (2.24m)
- 8. SWITCH MOUNTED AT 102" A.F.F. (2.41m)
- 9. SWITCH MOUNTED AT 110" A.F.F. (2.59m)
- 10. SWITCH MOUNTED AT 118" A.F.F. (2.77m)
- 11. SWITCH MOUNTED AT 126" A.F.F. (2.95m)
- 12. SWITCH MOUNTED AT 134" A.F.F. (3.13m)
- 13. SWITCH MOUNTED AT 142" A.F.F. (3.31m)
- 14. SWITCH MOUNTED AT 150" A.F.F. (3.49m)
- 15. SWITCH MOUNTED AT 158" A.F.F. (3.67m)
- 16. SWITCH MOUNTED AT 166" A.F.F. (3.85m)
- 17. SWITCH MOUNTED AT 174" A.F.F. (4.03m)
- 18. SWITCH MOUNTED AT 182" A.F.F. (4.21m)
- 19. SWITCH MOUNTED AT 190" A.F.F. (4.39m)
- 20. SWITCH MOUNTED AT 198" A.F.F. (4.57m)
- 21. SWITCH MOUNTED AT 206" A.F.F. (4.75m)
- 22. SWITCH MOUNTED AT 214" A.F.F. (4.93m)
- 23. SWITCH MOUNTED AT 222" A.F.F. (5.11m)
- 24. SWITCH MOUNTED AT 230" A.F.F. (5.29m)
- 25. SWITCH MOUNTED AT 238" A.F.F. (5.47m)
- 26. SWITCH MOUNTED AT 246" A.F.F. (5.65m)
- 27. SWITCH MOUNTED AT 254" A.F.F. (5.83m)
- 28. SWITCH MOUNTED AT 262" A.F.F. (6.01m)
- 29. SWITCH MOUNTED AT 270" A.F.F. (6.19m)
- 30. SWITCH MOUNTED AT 278" A.F.F. (6.37m)
- 31. SWITCH MOUNTED AT 286" A.F.F. (6.55m)
- 32. SWITCH MOUNTED AT 294" A.F.F. (6.73m)
- 33. SWITCH MOUNTED AT 302" A.F.F. (6.91m)
- 34. SWITCH MOUNTED AT 310" A.F.F. (7.09m)
- 35. SWITCH MOUNTED AT 318" A.F.F. (7.27m)
- 36. SWITCH MOUNTED AT 326" A.F.F. (7.45m)
- 37. SWITCH MOUNTED AT 334" A.F.F. (7.63m)
- 38. SWITCH MOUNTED AT 342" A.F.F. (7.81m)
- 39. SWITCH MOUNTED AT 350" A.F.F. (7.99m)
- 40. SWITCH MOUNTED AT 358" A.F.F. (8.17m)
- 41. SWITCH MOUNTED AT 366" A.F.F. (8.35m)
- 42. SWITCH MOUNTED AT 374" A.F.F. (8.53m)
- 43. SWITCH MOUNTED AT 382" A.F.F. (8.71m)
- 44. SWITCH MOUNTED AT 390" A.F.F. (8.89m)
- 45. SWITCH MOUNTED AT 398" A.F.F. (9.07m)
- 46. SWITCH MOUNTED AT 406" A.F.F. (9.25m)
- 47. SWITCH MOUNTED AT 414" A.F.F. (9.43m)
- 48. SWITCH MOUNTED AT 422" A.F.F. (9.61m)
- 49. SWITCH MOUNTED AT 430" A.F.F. (9.79m)
- 50. SWITCH MOUNTED AT 438" A.F.F. (9.97m)
- 51. SWITCH MOUNTED AT 446" A.F.F. (10.15m)
- 52. SWITCH MOUNTED AT 454" A.F.F. (10.33m)
- 53. SWITCH MOUNTED AT 462" A.F.F. (10.51m)
- 54. SWITCH MOUNTED AT 470" A.F.F. (10.69m)
- 55. SWITCH MOUNTED AT 478" A.F.F. (10.87m)
- 56. SWITCH MOUNTED AT 486" A.F.F. (11.05m)
- 57. SWITCH MOUNTED AT 494" A.F.F. (11.23m)
- 58. SWITCH MOUNTED AT 502" A.F.F. (11.41m)
- 59. SWITCH MOUNTED AT 510" A.F.F. (11.59m)
- 60. SWITCH MOUNTED AT 518" A.F.F. (11.77m)
- 61. SWITCH MOUNTED AT 526" A.F.F. (11.95m)
- 62. SWITCH MOUNTED AT 534" A.F.F. (12.13m)
- 63. SWITCH MOUNTED AT 542" A.F.F. (12.31m)
- 64. SWITCH MOUNTED AT 550" A.F.F. (12.49m)
- 65. SWITCH MOUNTED AT 558" A.F.F. (12.67m)
- 66. SWITCH MOUNTED AT 566" A.F.F. (12.85m)
- 67. SWITCH MOUNTED AT 574" A.F.F. (13.03m)
- 68. SWITCH MOUNTED AT 582" A.F.F. (13.21m)
- 69. SWITCH MOUNTED AT 590" A.F.F. (13.39m)
- 70. SWITCH MOUNTED AT 598" A.F.F. (13.57m)
- 71. SWITCH MOUNTED AT 606" A.F.F. (13.75m)
- 72. SWITCH MOUNTED AT 614" A.F.F. (13.93m)
- 73. SWITCH MOUNTED AT 622" A.F.F. (14.11m)
- 74. SWITCH MOUNTED AT 630" A.F.F. (14.29m)
- 75. SWITCH MOUNTED AT 638" A.F.F. (14.47m)
- 76. SWITCH MOUNTED AT 646" A.F.F. (14.65m)
- 77. SWITCH MOUNTED AT 654" A.F.F. (14.83m)
- 78. SWITCH MOUNTED AT 662" A.F.F. (15.01m)
- 79. SWITCH MOUNTED AT 670" A.F.F. (15.19m)
- 80. SWITCH MOUNTED AT 678" A.F.F. (15.37m)
- 81. SWITCH MOUNTED AT 686" A.F.F. (15.55m)
- 82. SWITCH MOUNTED AT 694" A.F.F. (15.73m)
- 83. SWITCH MOUNTED AT 702" A.F.F. (15.91m)
- 84. SWITCH MOUNTED AT 710" A.F.F. (16.09m)
- 85. SWITCH MOUNTED AT 718" A.F.F. (16.27m)
- 86. SWITCH MOUNTED AT 726" A.F.F. (16.45m)
- 87. SWITCH MOUNTED AT 734" A.F.F. (16.63m)
- 88. SWITCH MOUNTED AT 742" A.F.F. (16.81m)
- 89. SWITCH MOUNTED AT 750" A.F.F. (16.99m)
- 90. SWITCH MOUNTED AT 758" A.F.F. (17.17m)
- 91. SWITCH MOUNTED AT 766" A.F.F. (17.35m)
- 92. SWITCH MOUNTED AT 774" A.F.F. (17.53m)
- 93. SWITCH MOUNTED AT 782" A.F.F. (17.71m)
- 94. SWITCH MOUNTED AT 790" A.F.F. (17.89m)
- 95. SWITCH MOUNTED AT 798" A.F.F. (18.07m)
- 96. SWITCH MOUNTED AT 806" A.F.F. (18.25m)
- 97. SWITCH MOUNTED AT 814" A.F.F. (18.43m)
- 98. SWITCH MOUNTED AT 822" A.F.F. (18.61m)
- 99. SWITCH MOUNTED AT 830" A.F.F. (18.79m)
- 100. SWITCH MOUNTED AT 838" A.F.F. (18.97m)

SPECIFICATION



ISSUED:
TENDER

DATE:
June 18-19

CLIENT:
Ministry of Education
44 Church Street
City of Hamilton HM 12
BERMUDA

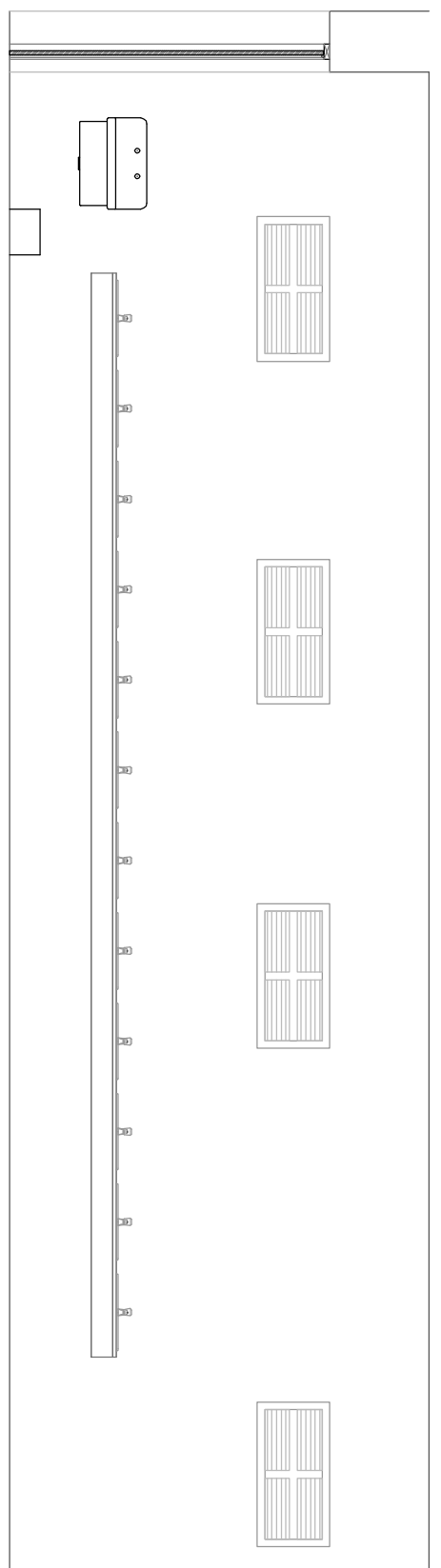
PROJECT:
Francis Patton Primary School
Renovation of Girl's
Bathroom Finishes

PROJECT #:
HNAIA-07/16

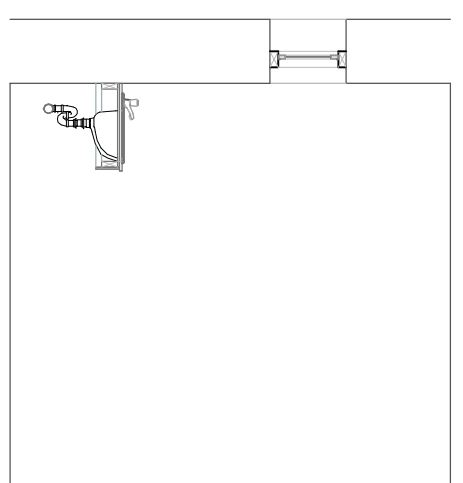
PROJECT DATE:
June - 19

REVISION #: 00

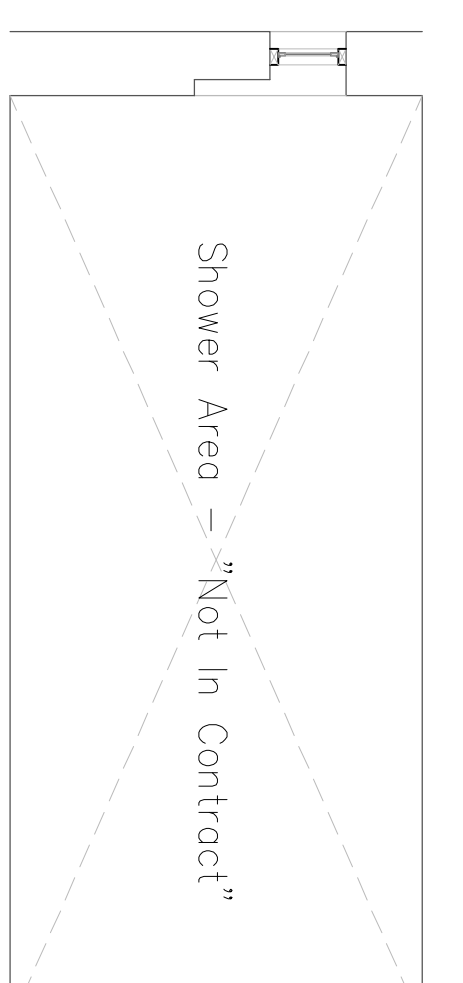
A0-01




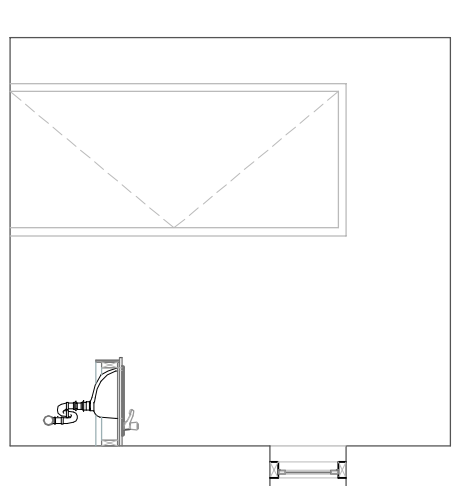
1 Sink Wall
Scale: 1/4" = 1'-0"




2 Sink Area / Shower Area
Scale: 1/4" = 1'-0"



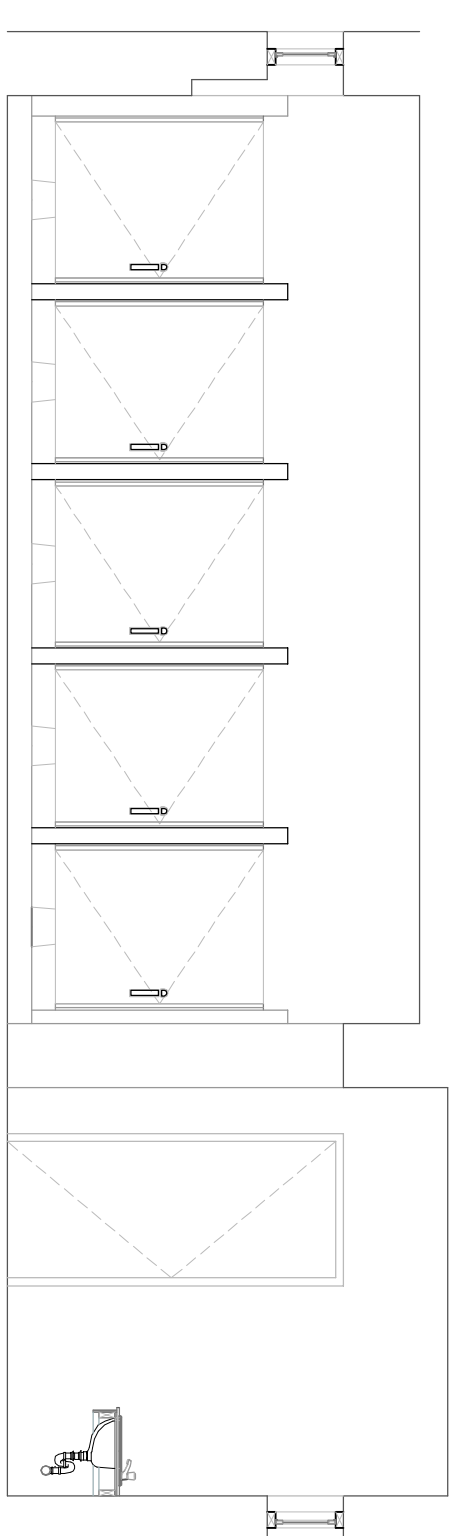
3 Shower / Entry
Scale: 1/4" = 1'-0"



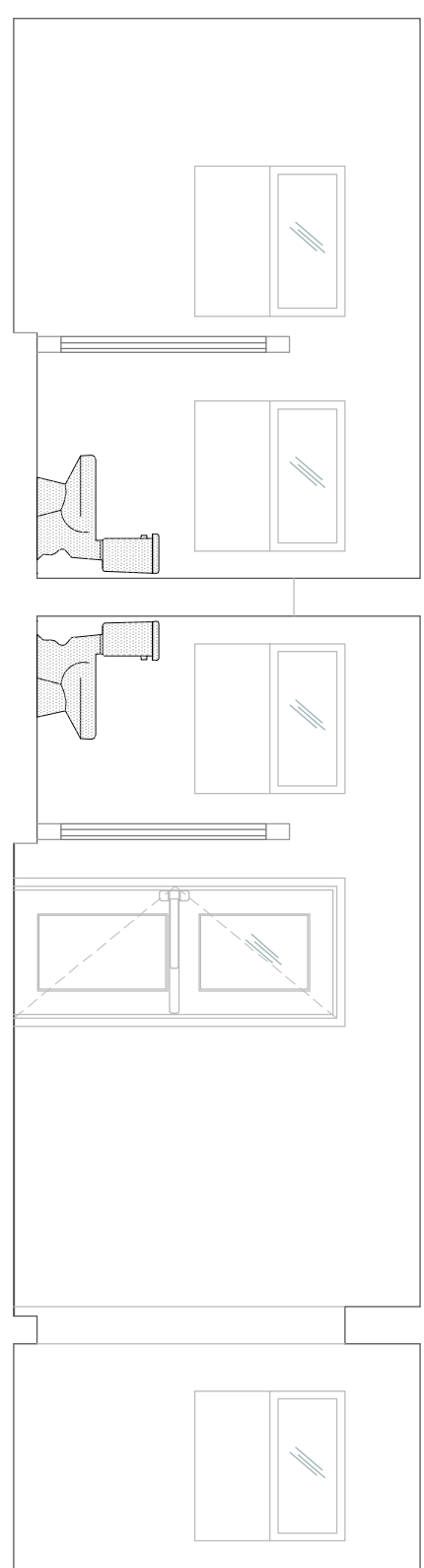
4 Dividing Wall
Scale: 1/4" = 1'-0"



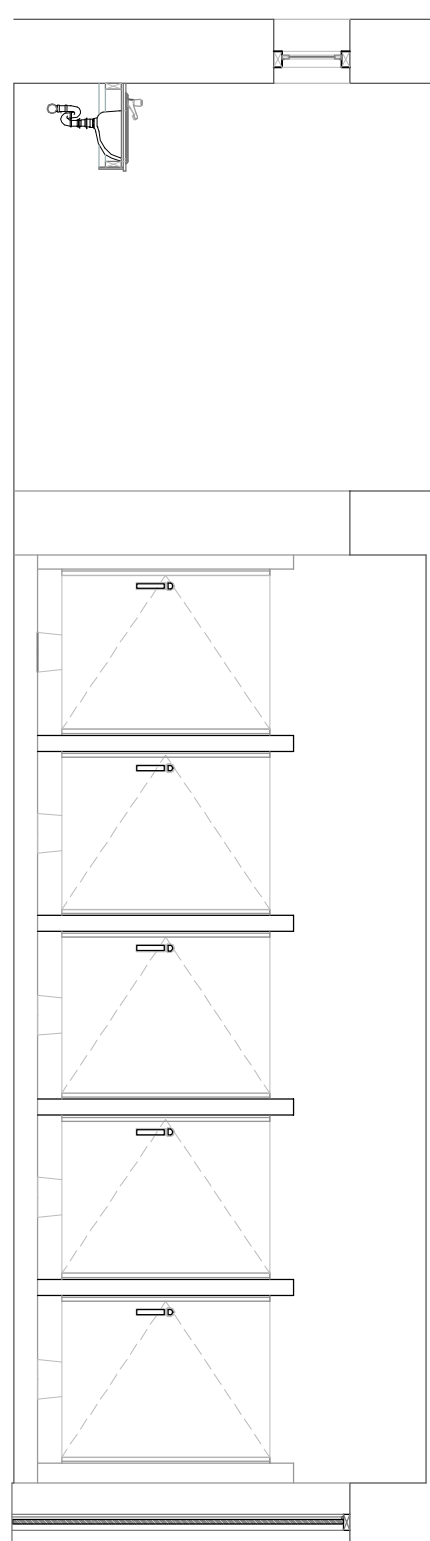
5 Back Wall
Scale: 1/4" = 1'-0"



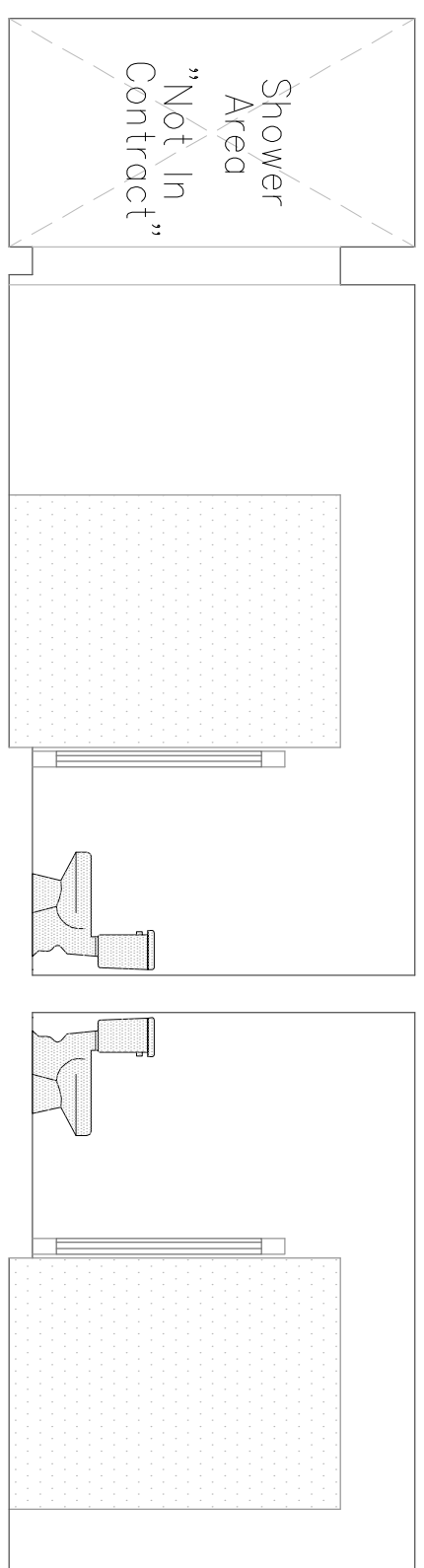
6 Ground Floor Reflected Ceiling Plan
Scale: 1/4" = 1'-0"




7 Ground Floor Reflected Ceiling Plan
Scale: 1/4" = 1'-0"



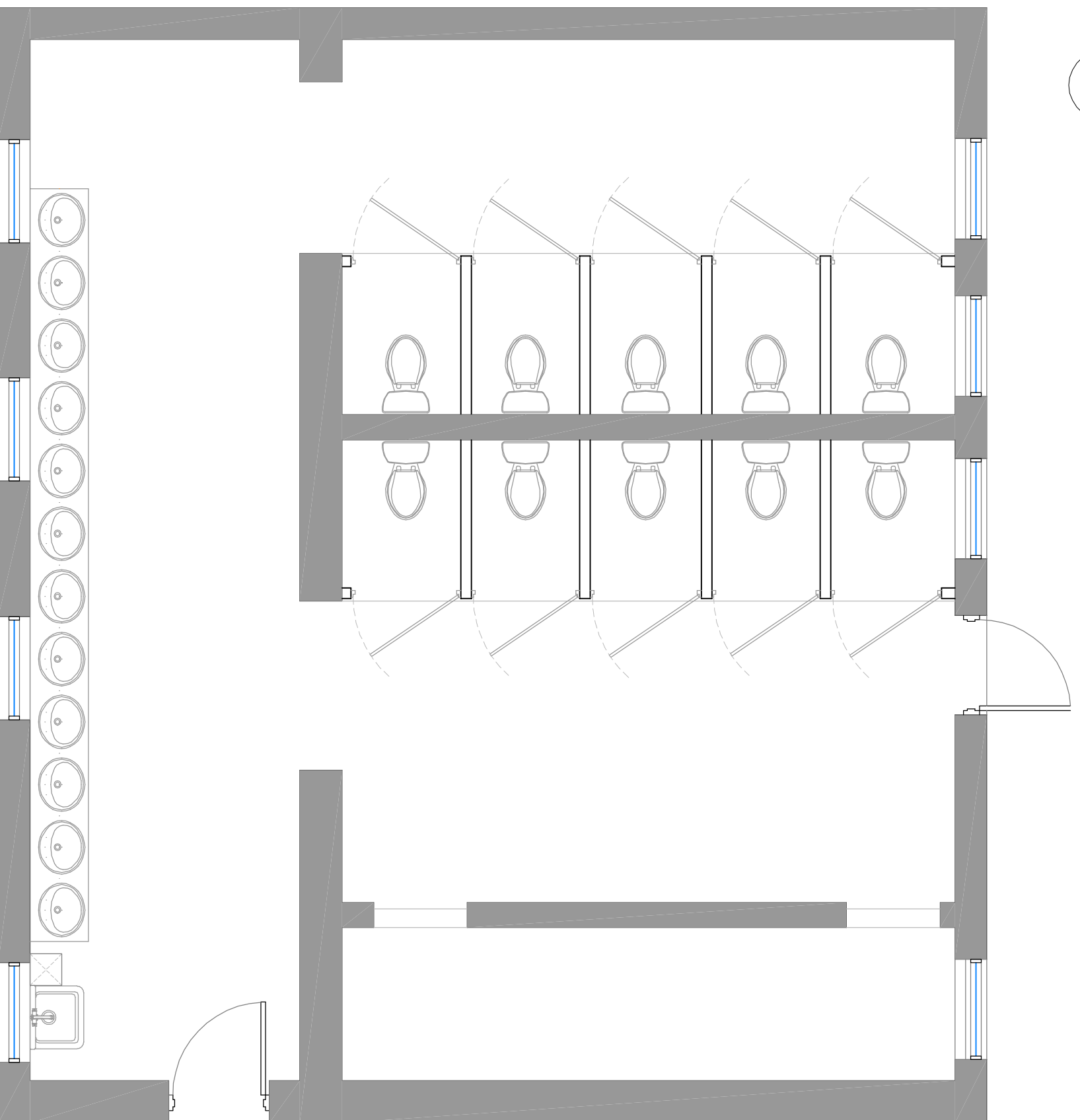
8 Sink Area / Stall Area
Scale: 1/4" = 1'-0"




9 Stall Section
Scale: 1/4" = 1'-0"







10 Shower Entrance / Entry
Scale: 1/4" = 1'-0"



11 Existing Floor Plan Girl's Lavatory
Scale: 1/4" = 1'-0"




11 Existing Girl's Lavatory Reflected Ceiling Plan
Scale: 1/4" = 1'-0"



REVISION #: 00

A2-01

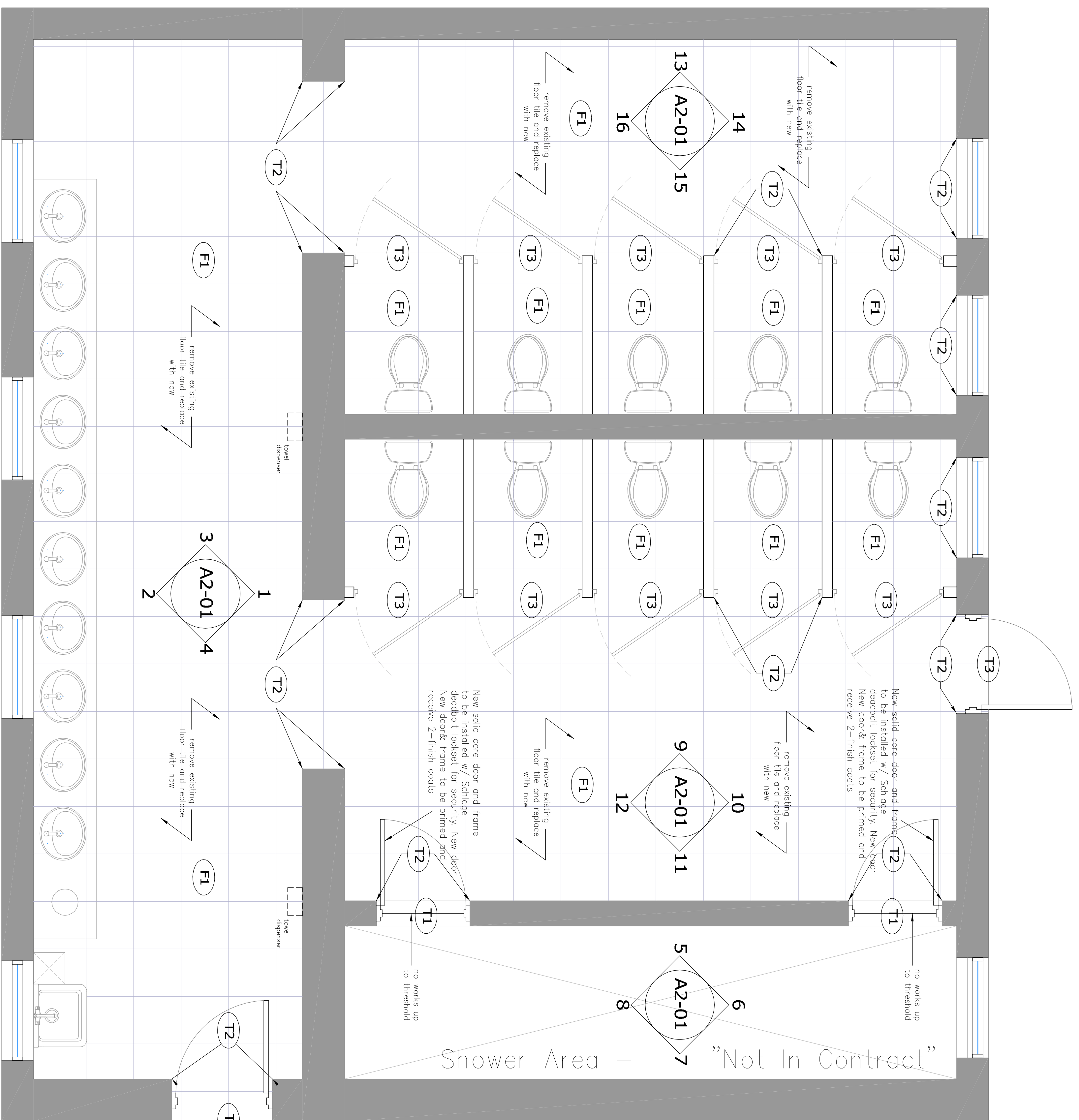


PROJECT #: HNAIA-07/16
PROJECT DATE: June - 19

PROJECT: Francis Patton Primary School
Renovation of Girl's Bathroom Finishes

CLIENT: Ministry of Education
44 Church Street
City of Hamilton HM 12
BERMUDA

ISSUED: TENDER
DATE: June 18-19



1 Proposed Ground Floor Plan Girl's Lavatory
 Scale: 1/2" = 1'-0"

GENERAL NOTES:

- DEMO ALL FIXTURES, FITTINGS, MIRRORS, WALL MOUNT PARTITIONS, WALL AND FLOOR TILING MAKE GOOD TO ALL WALLS & FLOOR READY TO RECEIVE NEW FINISHES.
- REMOVE ALL REDUNDANT EXTRACTS, PLUMBING, WIRING. REPLACE WITH NEW EXTRACTS AS INDICATED ON THE DRAWINGS.
- INSTALL HORN FIRE STROBES TO ALL BATHROOMS.
- EXTRACT & LIGHTING TO BE SENSOR OPERATED. INSTALL TIMED SENSOR TO CONTROL BOTH THE LIGHTING AND THE EXTRACT. TIMER TO LAST APPROX. 10 MINUTES.
- REMOVE EXISTING FLOOR DRAIN COVERS AND REPLACE WITH NEW STAINLESS STEEL DRAIN COVERS. FLOORS TO PITCH TO DRAINS.
- PROVIDE TRANSITION STRIPS AT ALL EXTERNAL WALL CORNERS AND AT THE JUNCTION OF THE FLOOR TRANSITION TO A DIFFERENT FLOOR FINISH.
- PREPARE EXISTING DRYWALL CEILINGS TO RECEIVE FINISH COAT OF PAINT.
- REPLACE EXISTING SWITCH AND POWER COVER PLATES WITH WHITE COVER PLATES. EXISTING ENTRY DOORS TO BE PREPARED TO RECEIVE FINISH PAINT COAT. EXISTING DOOR LOCKS TO BE RETAINED. INSTALL NEW HINGES, PULLS, STAINLESS STEEL PUSH PLATES, KICK PLATES, AND DOOR CLOSERS.
- GC TO PREP & PAINT EXISTING TOILET CUBICLE DOORS WITH INSTALLATION OF NEW HARDWARE CONSISTING OF NEW HINGES, OCCUPANCY THUMB TURN WITH OCCUPIED INDICATORS AND 6" PULLS IN SATIN STAINLESS FINISH.
- INSTALL ALL OWNER SUPPLIED FITTINGS, FIXTURES, TILE & ACCESSORIES.
- NEW FIXTURES TO BE CONNECTED TO EXISTING PLUMBING.
- FLOORS TO HAVE EPOXY GROUT FROM PEMBROKE TILE.

FINISHES KEY:


- T1 - 3/8" x 8' RENO - U ANODISED ALUMINUM FLOOR TRANSITION STRIP
- T2 - 3/8" x 8' SCHIENE AE - ANODISED ALUMINUM WALL TRIM STRIP FOR EXTERNAL CORNERS
- T3 - 3/8" x 8' SCHLUTER SCHIENE AE - ANODISED ALUMINUM STEP TRIM STRIP FOR STEP CORNER
- F1 - 18" x 18" OWNER SUPPLIED FLOOR TILE FROM PEMBROKE TILE & STONE
- F2 - 10" x 27.5" OWNER SUPPLIED WHITE WALL TILE FROM PEMBROKE TILE & STONE
- F3 - 10" x 27.5" OWNER SUPPLIED BLUE WALL TILE FROM PEMBROKE TILE & STONE
- NEW DRAIN COVER - STAINLESS STEEL TO MATCH EXISTING
- NEW EXTRACT - 12"x12" THRO' WALL UNITS TO BE INSTALLED IN EVERY BATHROOM - GC TO SUPPLY & INSTALL. WHITE FINISH.
- ALL VANITIES TO RECEIVE SOLID SURFACE FINISH (ALBERT WILSON T:7047968)
- VANITY SUBSTRUCTURE TO BE SUPPLIED & INSTALLED BY MR WILSON, WITH PRICE TO BE INCLUDED IN MAIN CONTRACTOR'S BID.
- COUNTERTOP SUBCONTRACTOR TO PROVIDE SEALED MARINE GRADE PLY SUPPORTS AND 3/4" PLY SUPPORT SUBSTRUCTURE, WITH PRICE TO BE INCLUDED IN MAIN CONTRACTOR'S BID.
- ALL SOAP, TOWEL AND TOILET PAPER DISPENSER TO BE SUPPLIED BY THE OWNER & INSTALLED BY THE GC.
- ALL BATHROOM LIGHTS & EXTRACT ARE TO BE OPERATED BY A SENSOR ON A TIMER. TIMER TO BE SET TO APPROX. 10 MINUTES. GC SUPPLY & INSTALL.

FINISHES (ADDITIONAL NOTES)

- AN ALTERNATE COUNTERTOP SUBCONTRACTOR MAYBE USED, BUT MUST BE APPROVED BY THE OWNER

REVISION #:
00

A2-02



PROJECT #:
HNAIA-07/16


PROJECT DATE:
June - 19

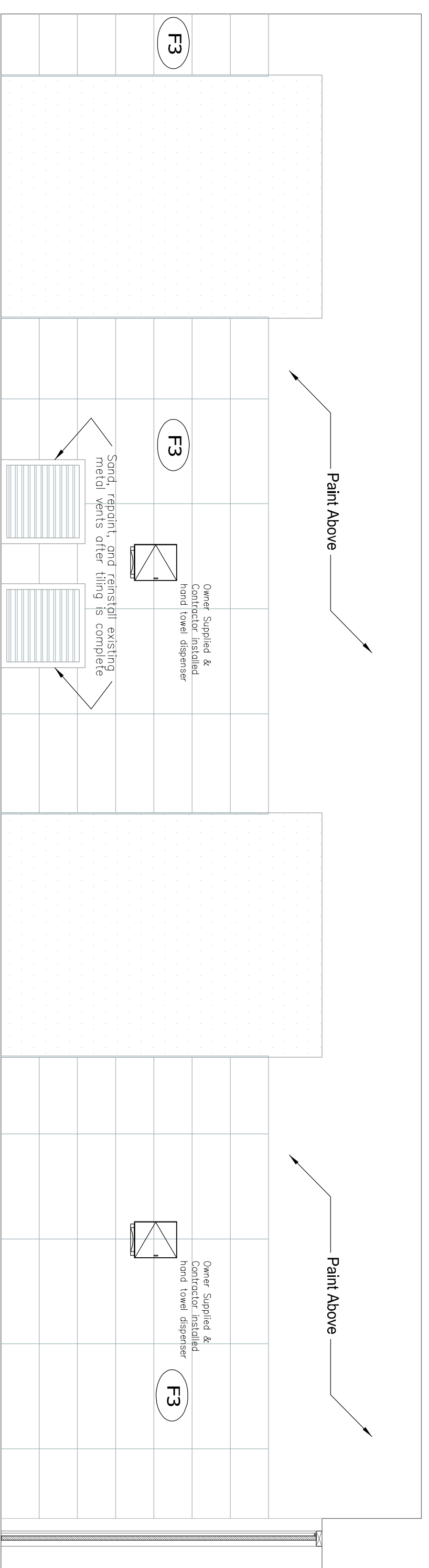
PROJECT:
Francis Patton Primary School
Renovation of Girl's
Bathroom Finishes

CLIENT:
Ministry of Education
44 Church Street
City of Hamilton HM 12
BERMUDA

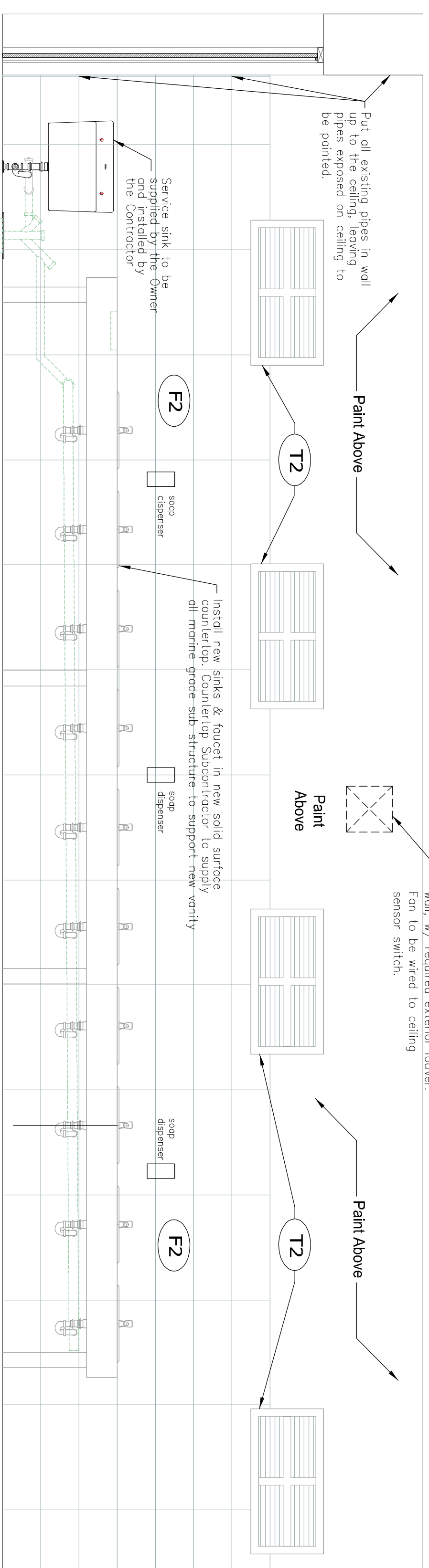
ISSUED:
TENDER

DATE:
June 18-19

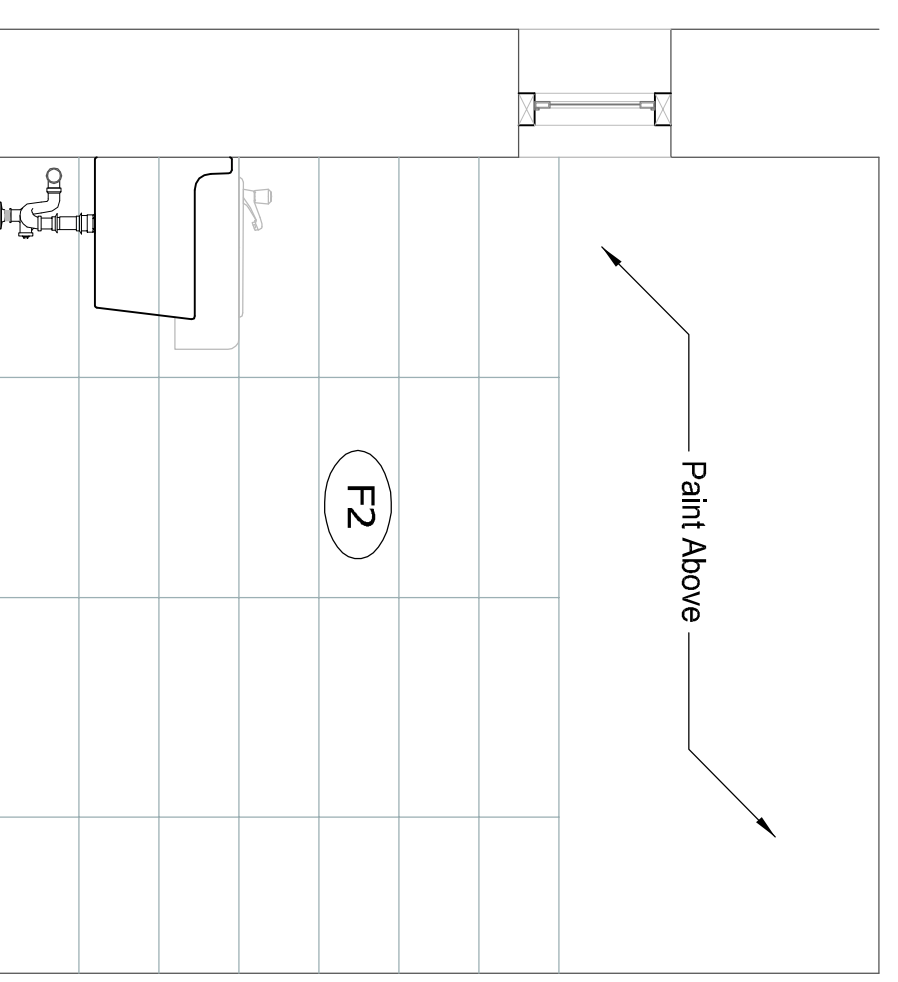




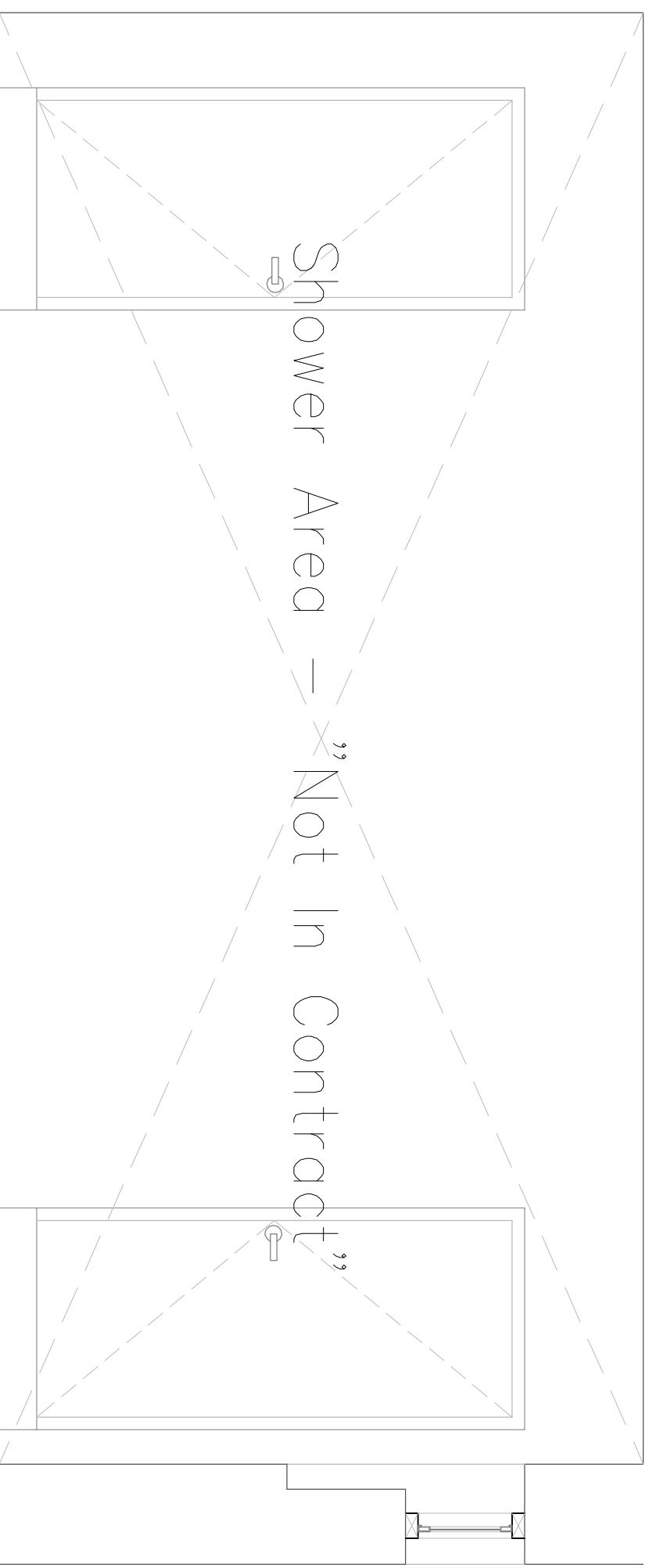
1 Passage Wall
Scale: 1/2" = 1'-0"



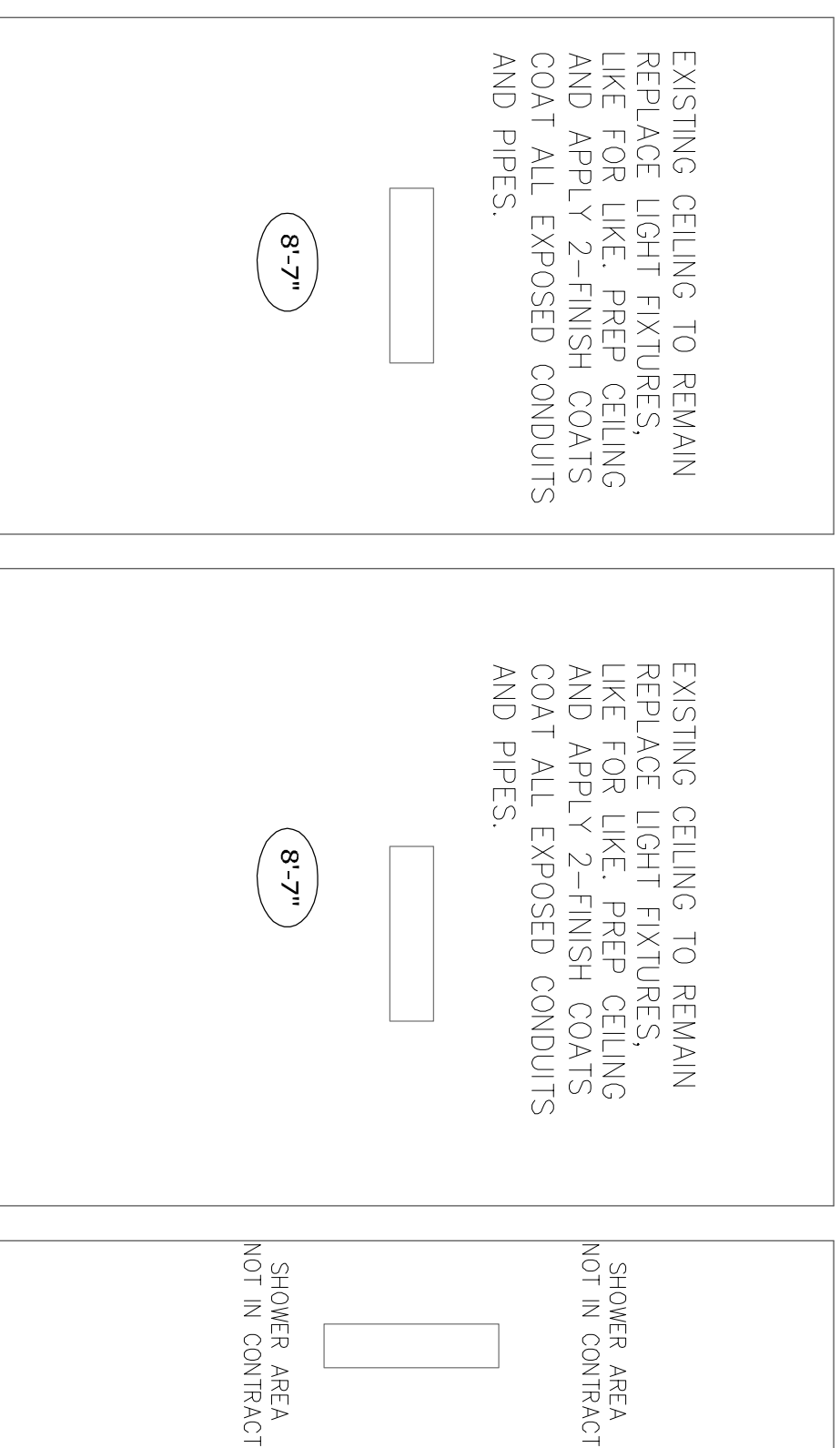
2 Sink Wall
Scale: 1/2" = 1'-0"



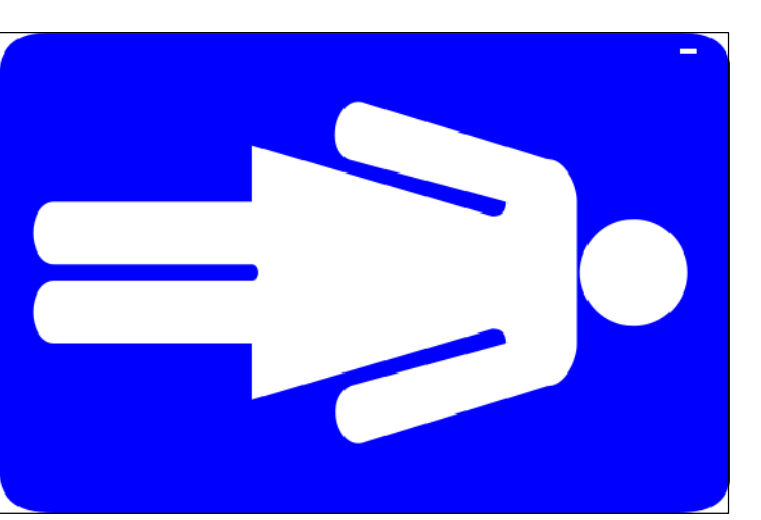
3 Sink Wall / Passage
Scale: 1/2" = 1'-0"



5 Shower
Scale: 1/2" = 1'-0"

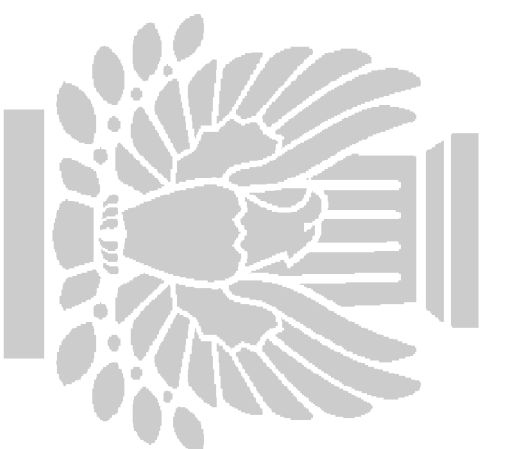


Reflected Ceiling Plan
Scale: 1/4" = 1'-0"



Female Bathroom Signage
Scale: nts

CONTRACT SHALL SUPPLY & INSTALL FEMALE BATHROOM SIGNAGE APPROVED BY THE OWNER TO THE EXTERIOR OF BATHROOM ENTRANCE DOOR.



ISSUED:
TENDER


DATE:
June 18-19

CLIENT:
Ministry of Education
44 Church Street
City of Hamilton HM 12
BERMUDA

PROJECT:
Francis Patton Primary School
Renovation of Girl's
Bathroom Finishes

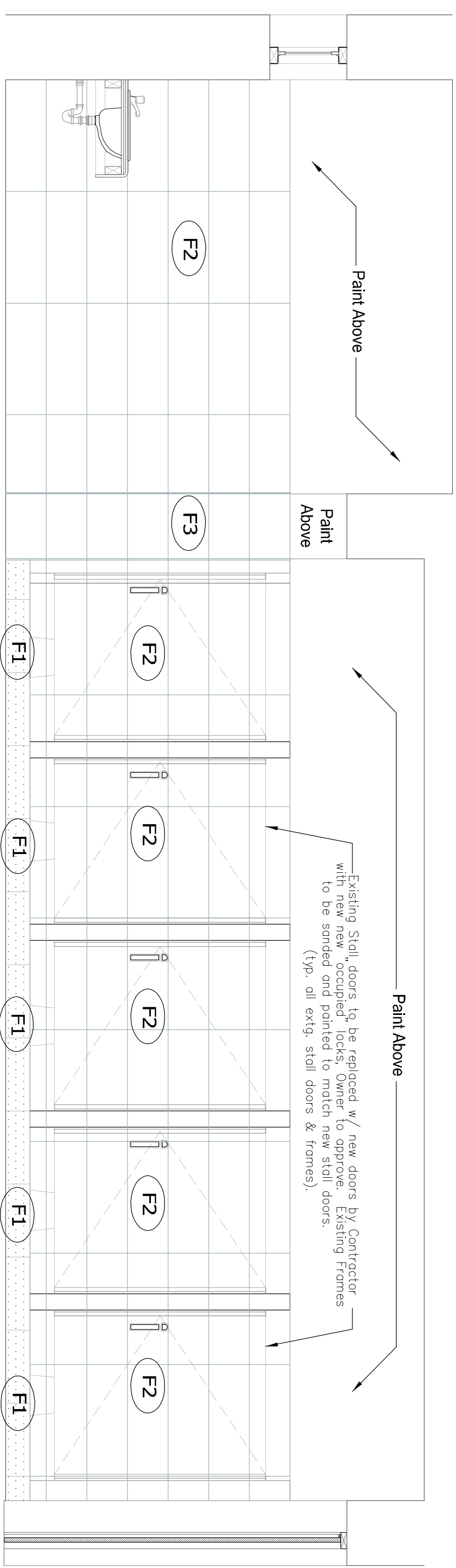
PROJECT #:
HNAIA-07/18

PROJECT DATE:
June - 19



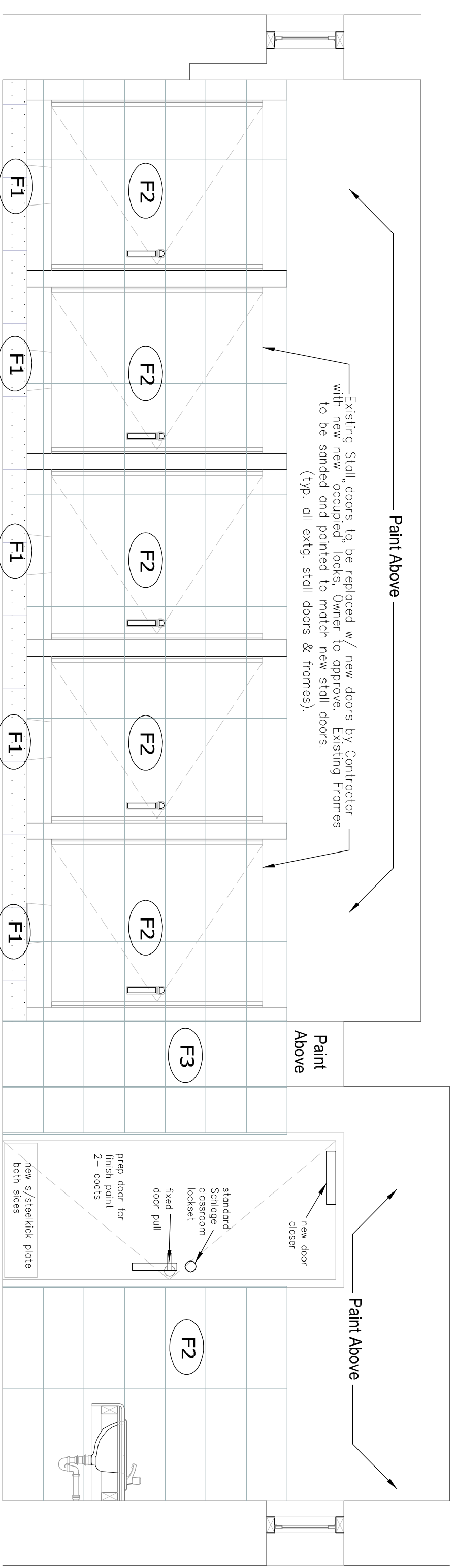
REVISION #:
00

A2-03



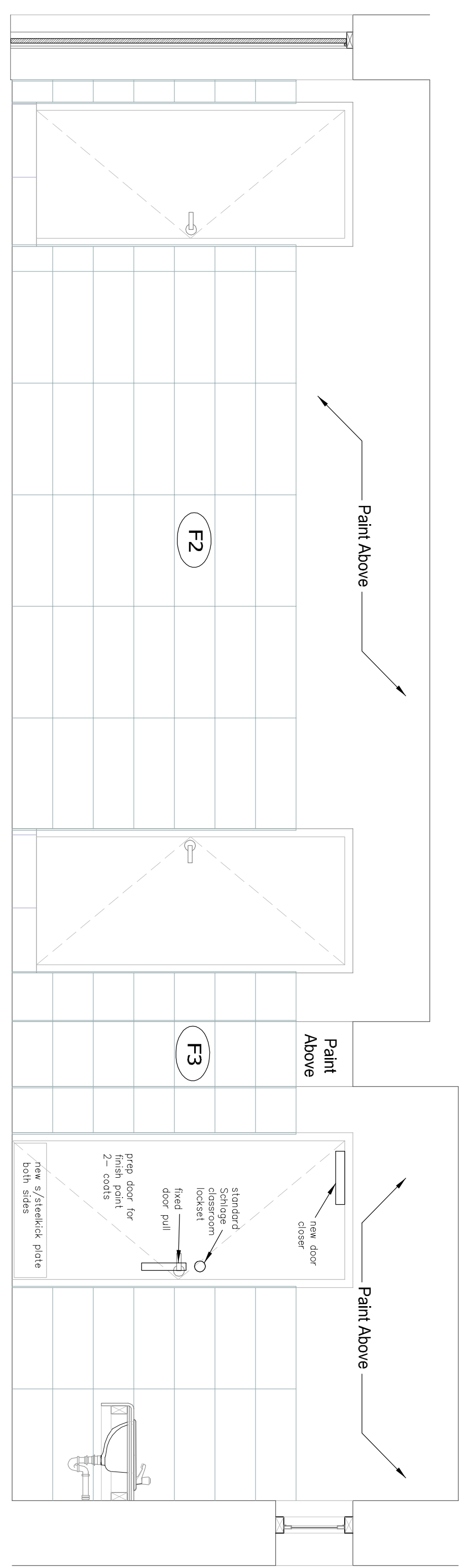
5 Sink Wall / Passage
Scale: 1/2" = 1'-0"

9 Toilet Stalls
Scale: 1/2" = 1'-0"



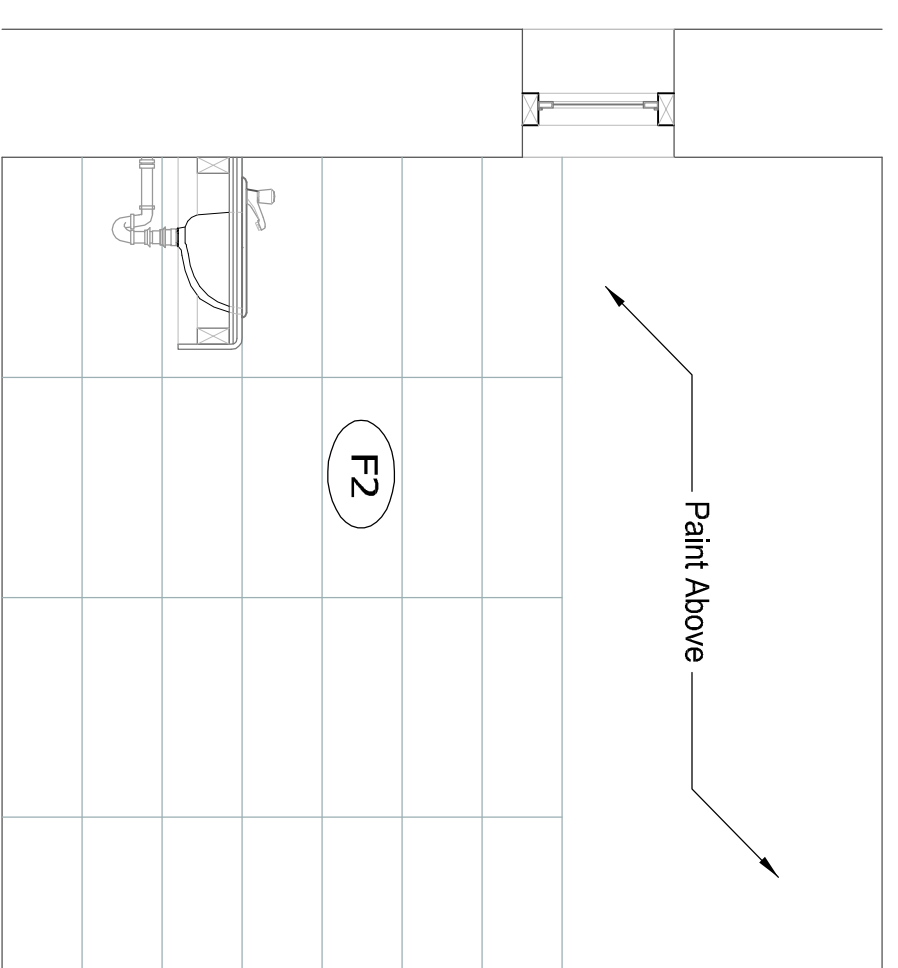
15 Toilet Stalls
Scale: 1/2" = 1'-0"

4 Sink Wall / Passage
Scale: 1/2" = 1'-0"

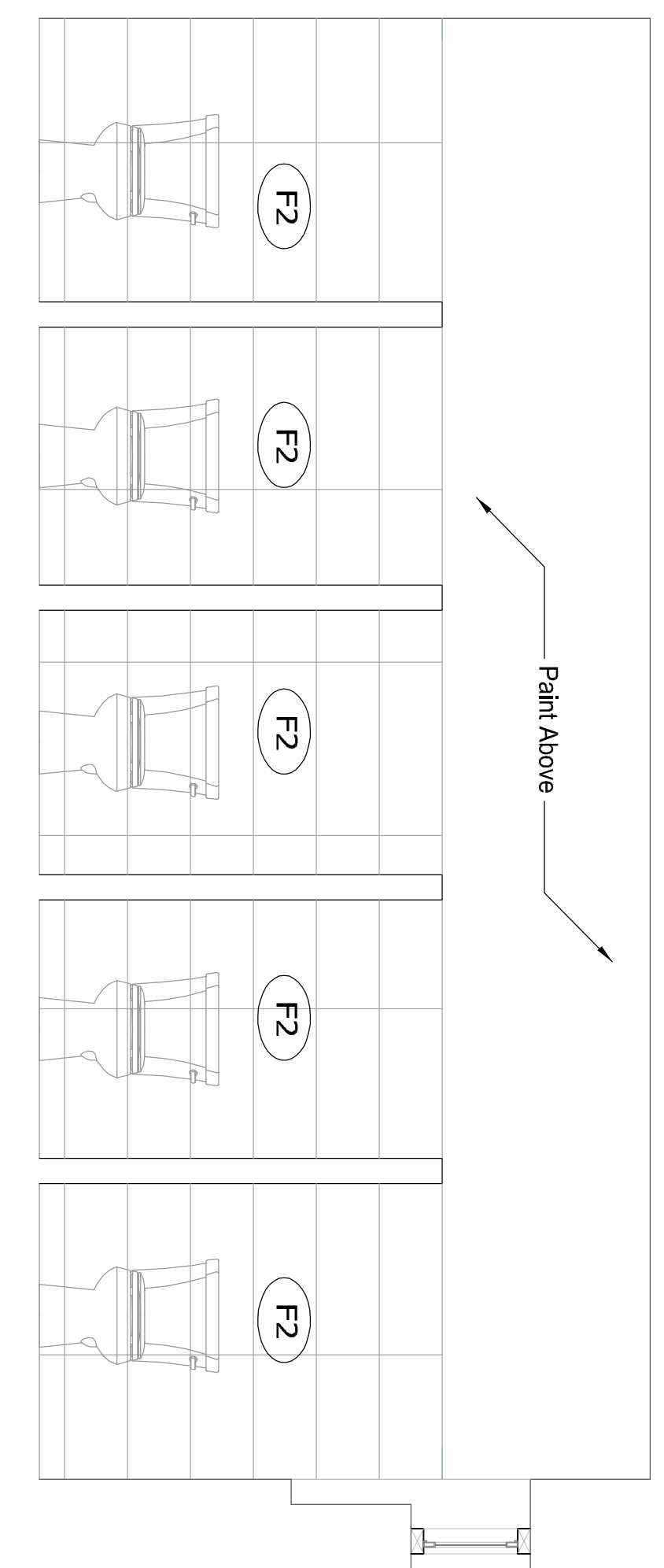


11 Shower Entrances
Scale: 1/2" = 1'-0"

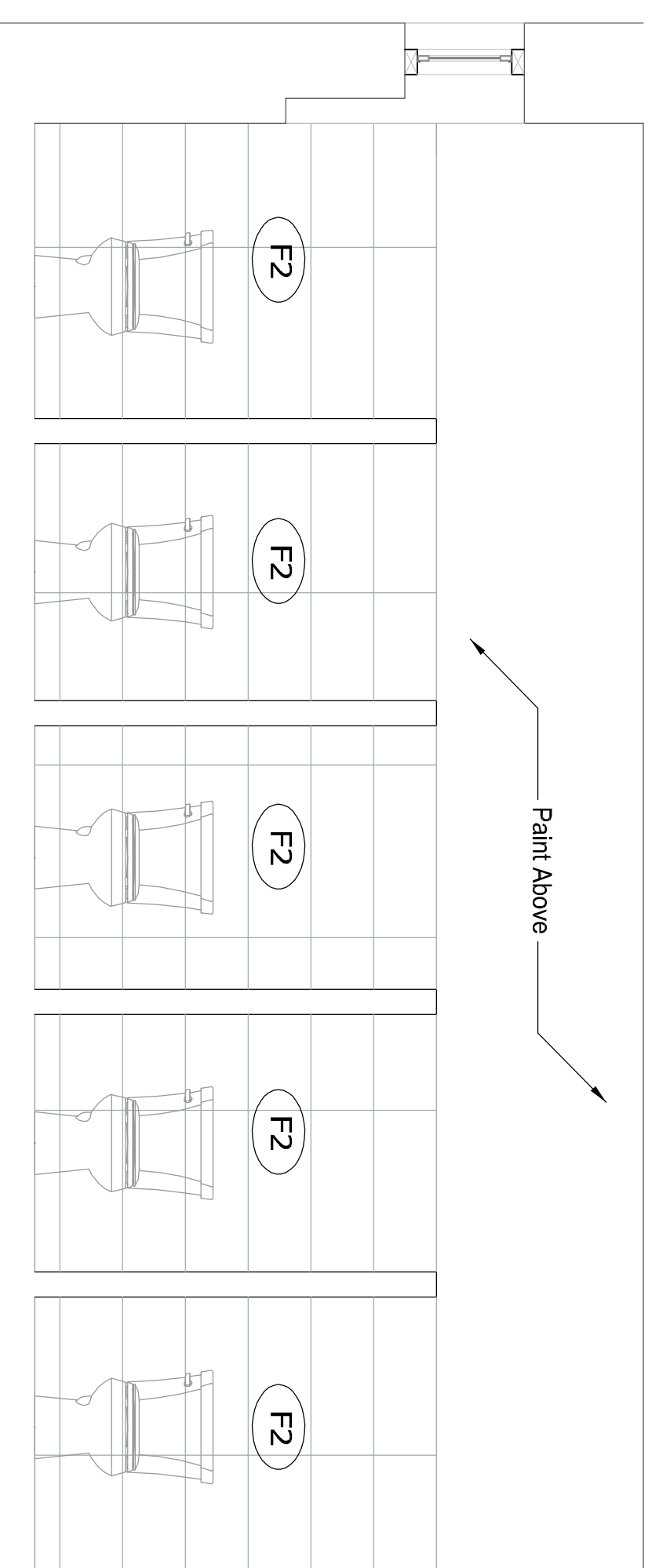
4 Sink Wall / Passage
Scale: 1/2" = 1'-0"



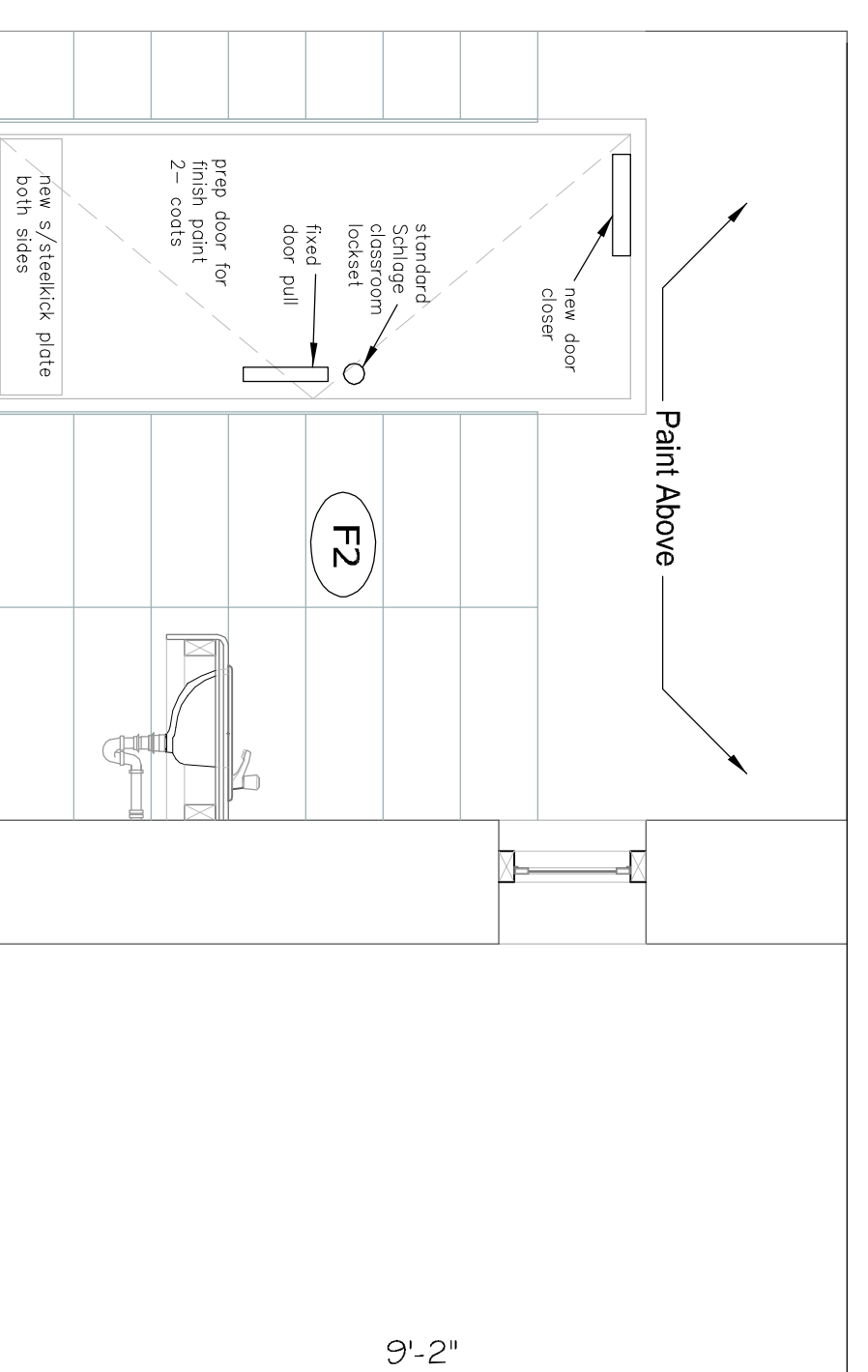
3 Sink Wall / Passage
Scale: 1/2" = 1'-0"




9 Toilet Stalls
Scale: 1/2" = 1'-0"



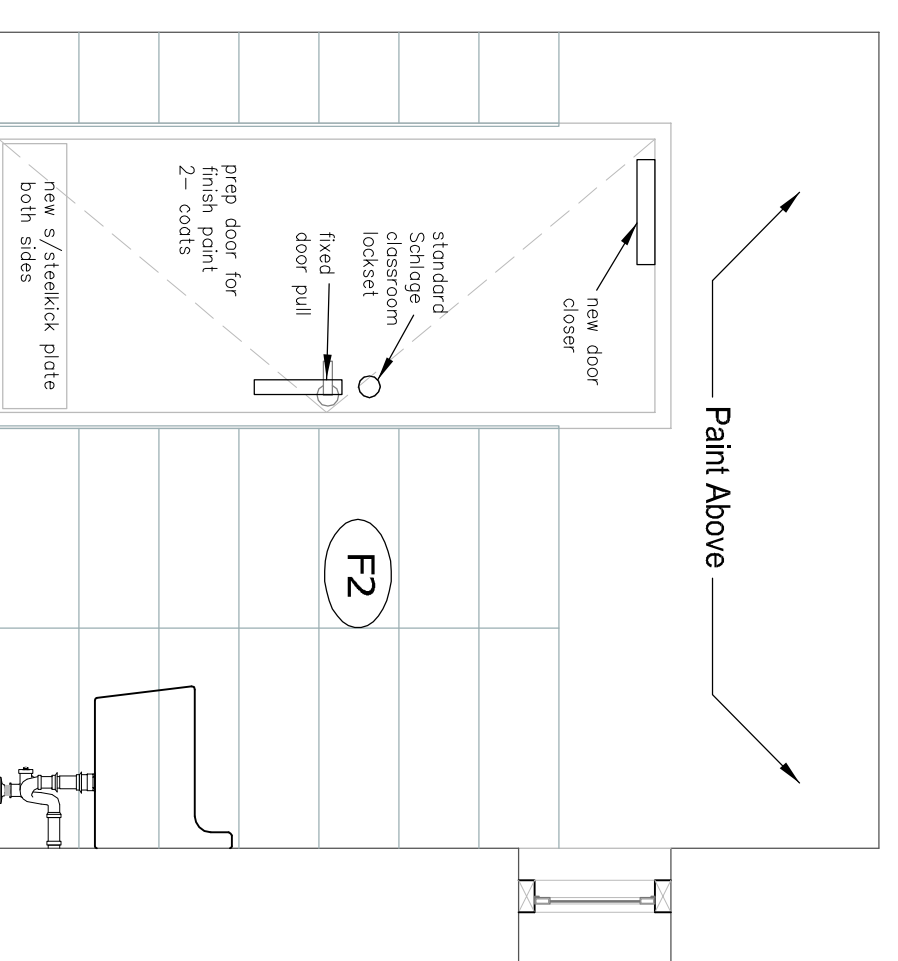
15 Toilet Stalls
Scale: 1/2" = 1'-0"



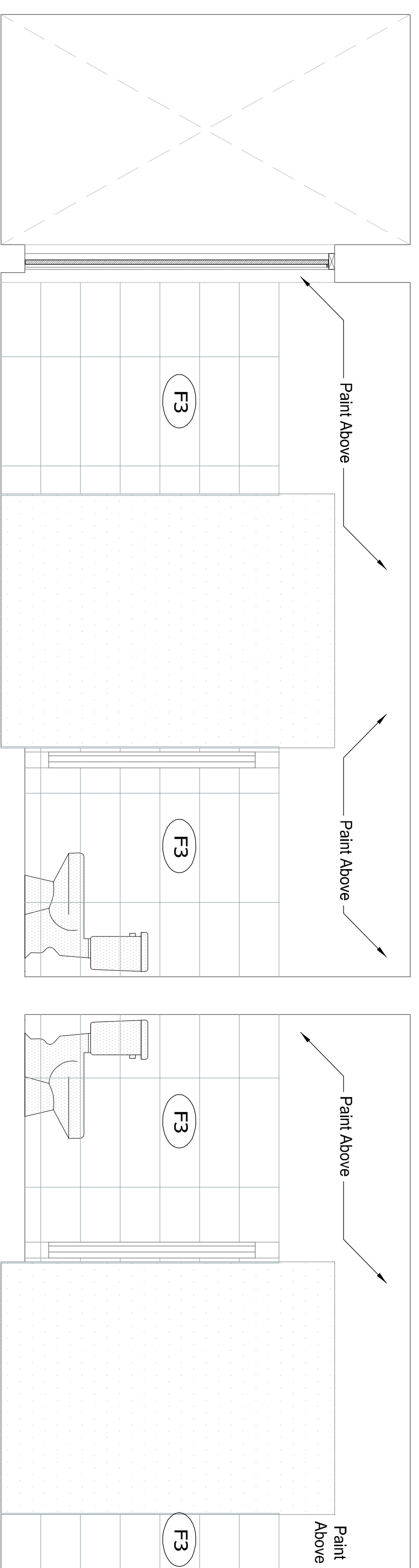
4 Sink Wall / Passage
Scale: 1/2" = 1'-0"



7 Shower Back Wall
Scale: 1/2" = 1'-0"



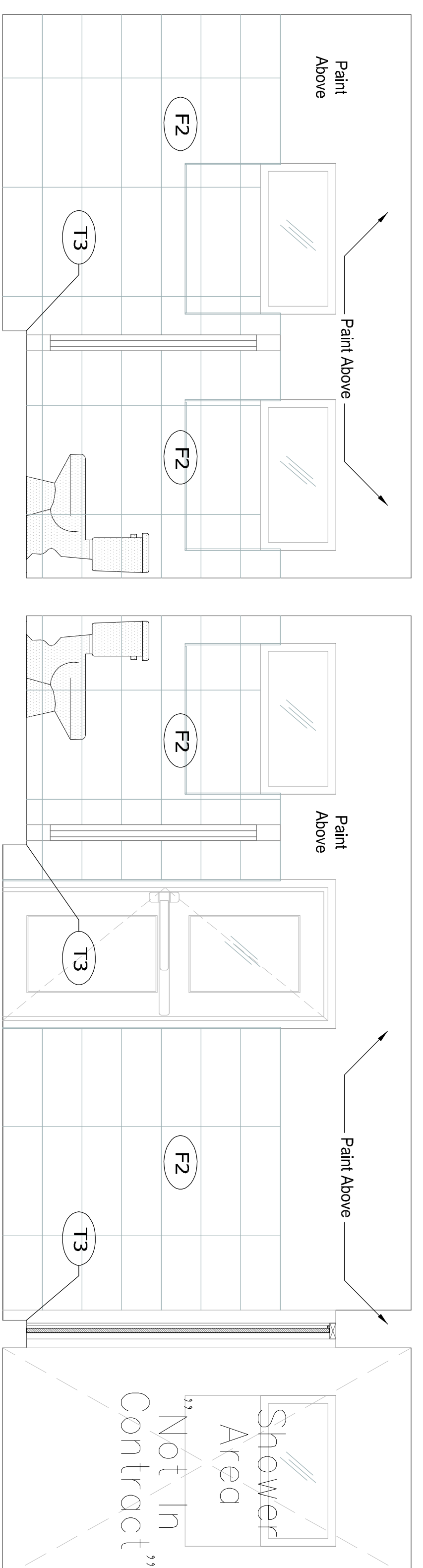
4 Sink Wall / Passage
Scale: 1/2" = 1'-0"



8 Shower
Scale: 1/4" = 1'-0"

12 Toilet Stalls
Scale: 1/4" = 1'-0"

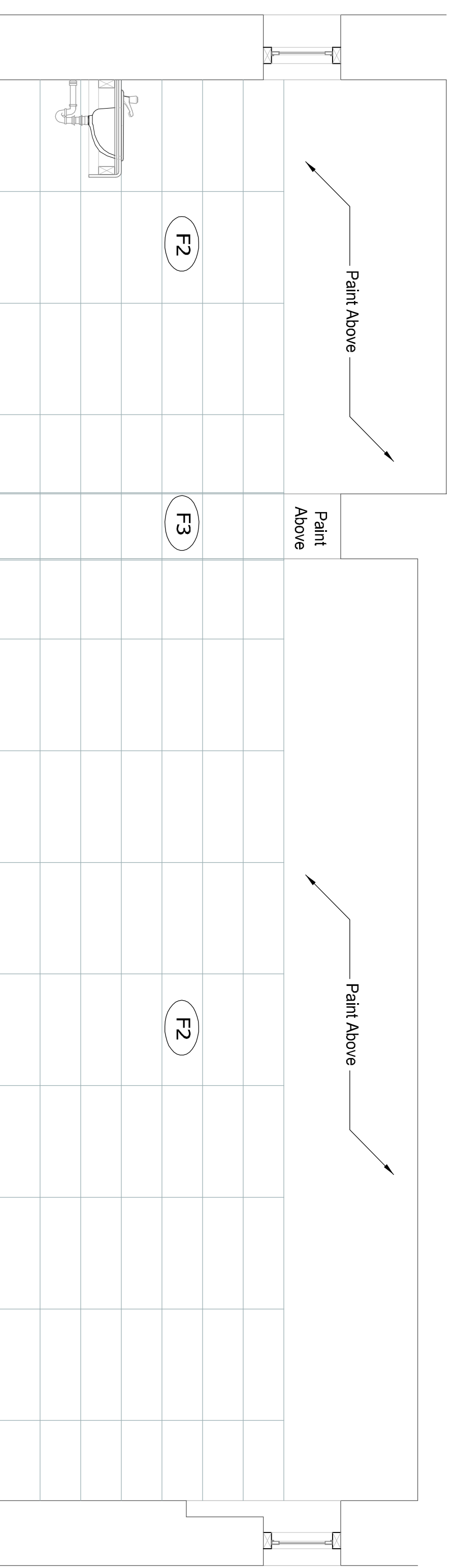
16 Toilet Stalls
Scale: 1/4" = 1'-0"



14 Toilet Stalls
Scale: 1/4" = 1'-0"

10 Toilet Stalls
Scale: 1/4" = 1'-0"

6 Shower
Scale: 1/4" = 1'-0"




3 Sink Wall / Passage
Scale: 1/2" = 1'-0"

13 Back Wall
Scale: 1/2" = 1'-0"

REVISION #: 00

A2-06



PROJECT #: HNAIA-07/16
PROJECT DATE: June - 19

PROJECT: Francis Patton Primary School
Renovation of Girl's
Bathroom Finishes

CLIENT: Ministry of Education
44 Church Street
City of Hamilton HM 12
BERMUDA

ISSUED: TENDER
DATE: June 18-19

