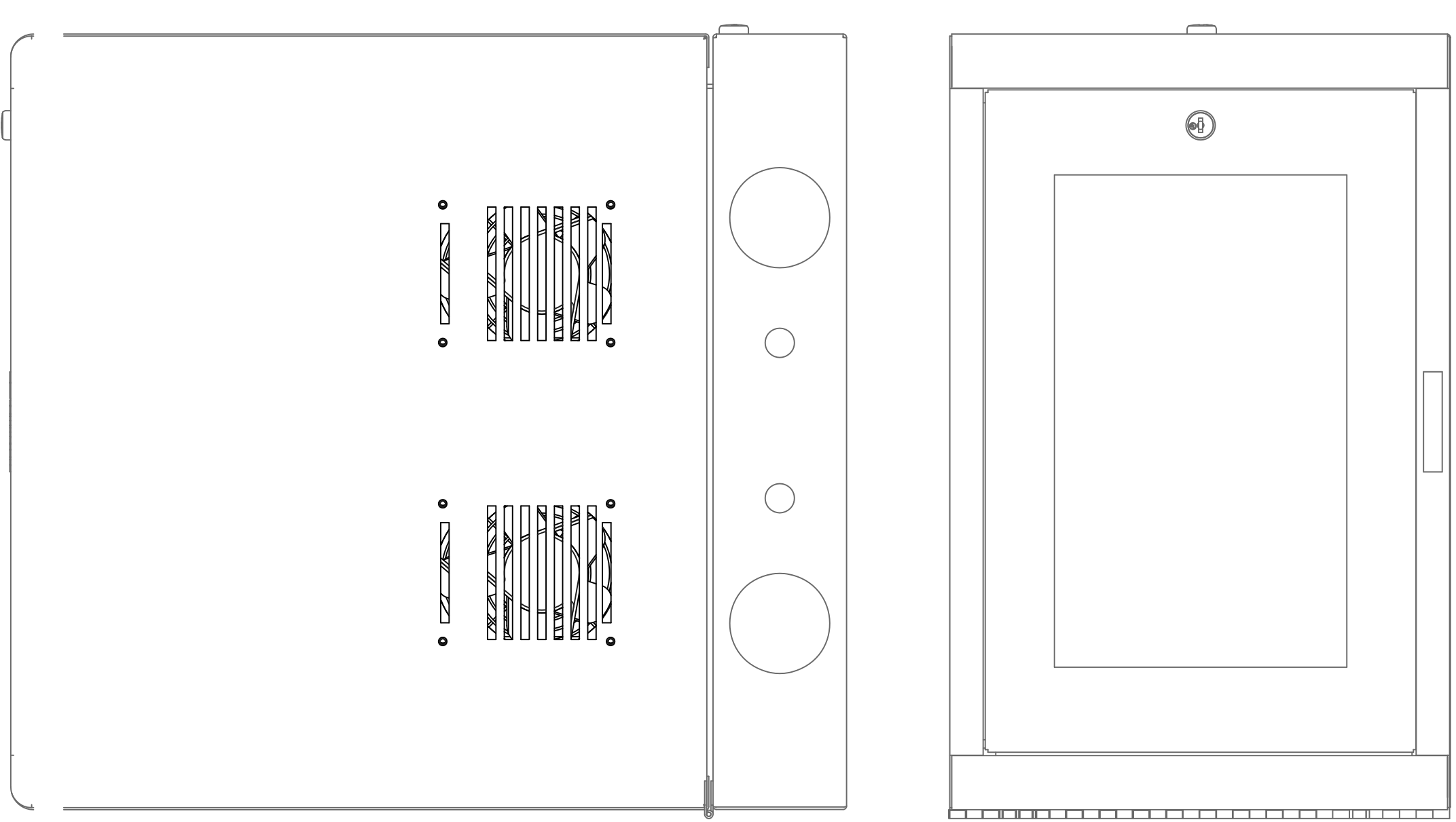
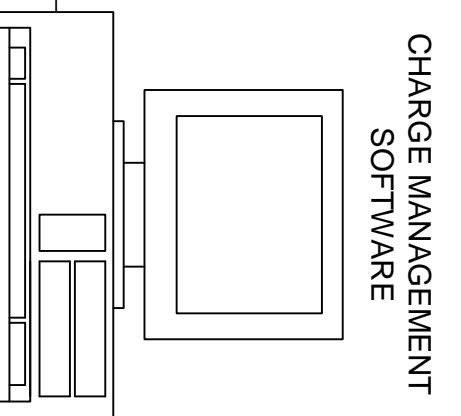

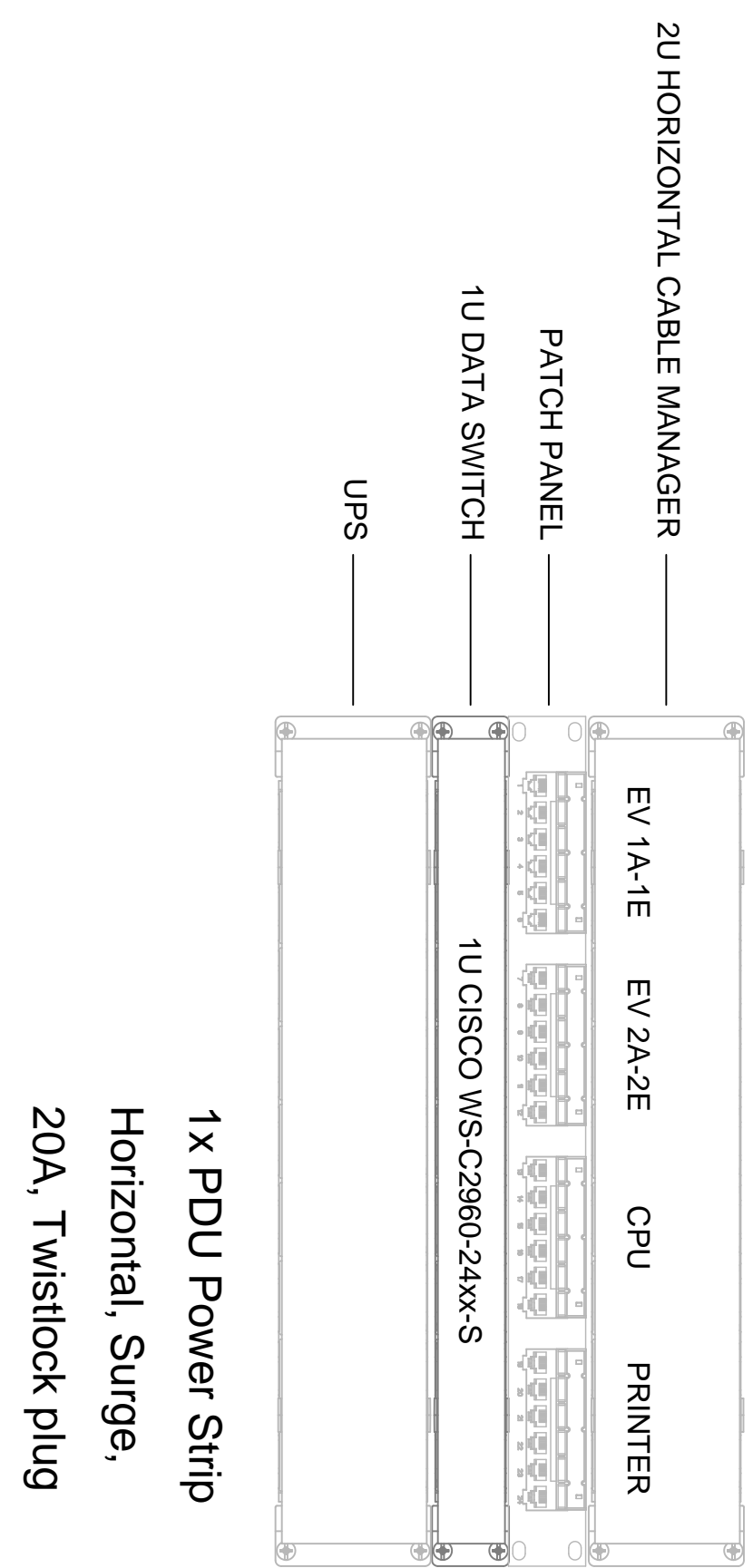


**PHASE 2**

**PHASE 2**



- WALL MOUNT CABINET 6RU
- LIGHT DUTY SERIES FRONT DOOR
- PLEXIGLASS SIDE PANELS
- VENTED TOP AND BOTTOM PANELS
- 2 FAN



CHARGE MANAGEMENT SOFTWARE

Plans, specifications, reports, documents, or other information recorded on or transmitted as electronic media are subject to undetectable alteration, either intentional or unintentional, due to, among other causes, transmission, conversion, media degradation, software error or human alteration. All such documents are provided for informational purposes only and not as an end product nor as a record document. Any reliance thereon is deemed to be unreasonable and unenforceable.

All drawings, specifications, and related documents are copyright of Island Automation Limited and must be returned upon request. Reproduction of drawings, specifications, and related documents in part or whole is forbidden without Island Automation Limited's written permission.

REV.#	REV. Date	REV. Notes
△		
△		
△		
△		
△		

islandautomation limited  
mechanical and electrical consulting engineers  
Tel: 441.505.1888 • email: ial@logic.bm

**ISSUED FOR PERMIT**

GOVERNMENT OF BERMUDA  
DPT DOCKYARD BUS DEPOT

DEPARTMENT OF PUBLIC TRANSPORT  
PENDER ROAD, SANDY'S

COMMUNICATIONS  
SCHEMATIC DIAGRAM

PROJECT NO: 21038  
DRAWN BY: IAL  
DATE: SEPTEMBER 2021  
SCALE: NTS

**E601**

