

# FACTS FIGURES 2007



GOVERNMENT OF BERMUDA

Cabinet Office

---

**Department of Statistics**



# FACTS & FIGURES

## 2007



**Bermuda Government**

PUBLISHED BY THE GOVERNMENT OF BERMUDA  
THE CABINET OFFICE  
DEPARTMENT OF STATISTICS  
CEDAR PARK CENTRE, 48 CEDAR AVENUE, HAMILTON HM11  
P.O. BOX HM 3015, HAMILTON HM MX  
TEL: (441) 297-7761  
FAX: (441) 295-8390  
E-MAIL: [STATISTICS@GOV.BM](mailto:STATISTICS@GOV.BM)  
WEBSITE: [WWW.STATISTICS.GOV.BM](http://WWW.STATISTICS.GOV.BM)  
SEPTEMBER 2007

DESIGNED BY DEPARTMENT OF COMMUNICATION AND INFORMATION  
PRINTED BY BERMUDA PRESS

This publication is compiled by the Department of Statistics. It shows in summary form some of the main indicators of social and economic trends in Bermuda.

Much of the data have been drawn from published reports of government departments and public authorities. Their assistance and cooperation are gratefully acknowledged.

---

#### Symbols

—	zero or less than 1/2%
p	provisional
*	fiscal year: Apr. 1- Mar. 31
r	revised
\$m	millions of dollars
kWh	kilowatt hour
000s	thousands
N.A.	not available
e	estimate

---

## HISTORICAL NOTES

### 16TH CENTURY

Bermuda is sighted by Spanish seaman, Juan de Bermudez, before 1511 (when Bermuda was shown for the first time in Legatio Babylonica by Peter Martyr).

### 17TH CENTURY

1609 Start of human settlement as a result of shipwreck of the Sea Venture which was bound for Virginia.

1612 Permanent settlers arrive from England, one of them being Richard Moore, the first Governor. Town of St. George established.

1616 One black and one Indian arrive from West Indies as indentured servants to dive for pearls.

1620 House of Assembly formed, giving some measure of internal self-government.

Economy: Whaling, ship-building, tobacco-growing, and beginning of salt-raking in Turks Island (1668-1801).

### 18TH CENTURY

1730s Resistance to slavery continues to grow.  
First newspaper begins publication (Bermuda Gazette).

1784 First Postal Service begins.

1792 Building of Hamilton begins.

Economy: Privateering becomes main economic activity as result of hostilities between England and European countries.

### 19TH CENTURY

1810 Construction of Dockyard begins.

1815 Hamilton becomes capital city.

1834 Abolition of slavery.

1839 Bermuda Library founded.

1847 Arrival of first Portuguese labourers.

1858 First bank established.

1887- 90 Introduction of first telephone and cable service.

1894 King Edward VII Memorial Hospital established.

Economy: Agriculture gains in economic importance; export of spring vegetables to eastern United States.

## 20TH CENTURY

- 1901 Tourism emerges as winter season economic activity.
- 1904 Introduction of electricity.
- 1930s Bermuda begins promoting itself as a summer tourist resort.
- 1931- 48 Bermuda Railway in operation.
- 1938 Introduction of passenger air service between Bermuda and New York.
- 1944 Women's suffrage granted (with property qualification).
- 1946 General use of cars; establishment of first broadcasting station.
- 1963 Establishment of first political party.
- 1965 Formation of the Bermuda Regiment.
- 1968 New Constitution brings ministerial Government and first general election under universal adult suffrage.
- 1972 Bermuda College is established.
- 1979 Constitutional Conference.
- 1979 Women voluntarily join the Bermuda Regiment.
- 1984 The Human Rights Act of 1981 becomes operative.
- 1997 Pamela Gordon is appointed Premier by her United Bermuda Party colleagues, becoming the first female to hold this position.
- 1998 The Progressive Labour Party wins its first general election, marking the first change in Government since the establishment of party politics thirty years ago.
- 1998 Jennifer M. Smith, on November 9, 1998, became the first female political party leader to lead her party to a general election victory and then to become the Premier of Bermuda as a result of the said general election.
- Economy: Tourism moves to forefront as primary foreign exchange earner, but gives way to international business during the last decade of the century.

## 21ST CENTURY

- 2003 U.K. Parliament passes an Order in Council to amend the parliamentary election process as laid out in the Bermuda Constitution from one based on twenty dual-seat constituencies to thirty-six single-seat constituencies comprising near equal numbers of eligible voters.

## ORIGIN AND GEOGRAPHY

Islands (approximately 138) are volcanic in origin with limestone cap. Mainland comprises 7 largest islands linked by bridges.

Latitude: 32° 19' north

Area: approx.20.5 sq.miles

Longitude: 64° 46' west

Max. elevation: 259.4 ft

## Climate

Climate is sub-tropical and frost free.

	2004	2005	2006
Air Temperature (F)			
Absolute Maximum	90 (July)	89 (July)	88 (Aug)
Absolute Minimum	53 (Jan)	46 (Jan)	47 (Feb)
Mean Daily Maximum	77	76	76
Mean Daily Minimum	67	67	67
Mean Relative Humidity (%)	75	77	78
Annual Rainfall (ins)	56	55	62
Total no. of Rain days	164	183	183



## Population and Vital Statistics

<b>Population:<sup>1</sup></b>	<b>1980</b>	<b>1991</b>	<b>2000</b>
Civilian non-institutional	54,050	58,460	62,059
Male	26,350	28,345	29,802
Female	27,700	30,115	32,257
Population Density (per sq. mile) <sup>2</sup>	2,922	3,160	2,992 <sup>3</sup>

### Population Characteristics:

#### Ethnicity

%Black	61	61	61
%White and other	39	39	39

#### Nativity

% Bermuda-born	74	73	71
----------------	----	----	----

#### Age

%21 yrs. Plus	67	73	74
---------------	----	----	----

#### Religion

% Anglican	37	28	23
% Roman Catholic	14	15	15
% A.M.E.	10	12	11
% Methodist	6	5	4
% 7th-Day Adventists	5	6	7
% Other <sup>4</sup>	28	34	40

#### Vital Statistics:<sup>5</sup>

	<b>2003</b>	<b>2004</b>	<b>2005</b>
Crude birth rate	13.4	13.1	13.1
Crude death rate	6.9	7.2	6.9
Infant mortality rate	2.3	-	-
Crude marriage rate	13.8	13.7	12.9
Crude divorce rate <sup>6</sup>	3.0	3.1	3.5

#### Life expectancy at birth:

	<b>1980</b>	<b>1991</b>	<b>2000</b>
Female	76	78	80
Male	69	70	75

<sup>1</sup> Census Data

<sup>2</sup> Does not include land leased to the US government

<sup>3</sup> The population density includes former baselands

<sup>4</sup> Includes non-religious and not stated

<sup>5</sup> Per 1000

<sup>6</sup> Rates based on divorces granted



## Economic Activity

### Consumer Price Index (April 2006 = 100.0)

	2004	2005	2006
<b>All items C.P.I.<sup>1</sup></b>	<b>94.4r</b>	<b>97.3r</b>	<b>100.3</b>
% change over previous year	3.6	3.1	3.1

### Retail Sales Index (2006 = 100.0)

<b>All retail sales<sup>2</sup></b>	<b>88.9r</b>	<b>96.2r</b>	<b>100.0</b>
% change over previous year	<b>8.3r</b>	<b>8.2r</b>	3.9r

### Imports and Exports

Merchandise imports (\$m)	965	963.9	1,039.4
Merchandise exports (\$m)	35	25	N.A.
Imports by country (%):			
United States	79	74	71
United Kingdom	3	4	3
Canada	4	4	1
Caribbean (mainly fuels)	5	2	7
All other countries	9	15	17

### Central Government Finance (\$m)\* 03/04 04/05 05/06

<b>Total Revenue</b>	<b>705.5</b>	<b>782.5</b>	<b>814.1</b>
Principal sources:			
Customs duty	193.5	212.3	227.2
Payroll tax	229.7	247.3	265.1
Hotel occupancy tax	9.5	10.7	11.7
Passenger tax	26.8	25.8	24.9
Land tax	41.9	42.0	41.9
International company tax	47.9	49.1	49.4
Stamp duties	32.3	47.8	48.0
<b>Total Expenditure<sup>3</sup></b>	<b>715.4</b>	<b>809.0</b>	<b>837.4</b>
Current expenditure:			
Salaries and wages	317.7	386.8	361.2
Other goods and services	168.7	176.3	186.2
Grants and contributions	146.8	159.1	174.4
Capital expenditure:	82.2	86.8	115.6

<sup>1</sup> Annual Averages

<sup>2</sup> Revised annual averages to reflect new base year (2006)

<sup>3</sup> Includes current and capital

<b>Company Statistics<sup>1</sup></b>	<b>2004</b>	<b>2005</b>	<b>2006</b>
Local Companies	2,961	3,077	3,144

### **International Companies:**

Exempted	12,418	12,599	12,861
Exempted partnership	562	644	804
Non-resident	593	598r	582
Non-resident insurance	19	20	20
<b>Total</b>	<b>13,592</b>	<b>13,861r</b>	<b>14,267</b>

<b>Consumer Spending</b>	<b>2003</b>	<b>2004</b>	<b>2005</b>
Food, beverages and tobacco	308.2	327.5	353.3
Housing, light and power	713.7	752.0	801.8
Clothing and footwear	69.7	76.2	68.3
Household goods and services	274.1	288.8	302.3
Other goods and services	582.9	616.1	673.5
<b>Total</b>	<b>1,948.6</b>	<b>2,060.5</b>	<b>2,199.2</b>

<b>Banking (\$m)<sup>2</sup></b>	<b>2004</b>	<b>2005</b>	<b>2006</b>
Commercial Bank Assets	20,489	22,371	23,100
Cash	387	803r	89
Demand and time deposits <sup>3</sup>	7,224	7,941	7,324
Investments	6,731	6,936	7,758
Loans and advances	5,498	5,890	6,806
Premises and equipment	336	357	376
Other assets	313	444r	747

<b>Commercial Bank Liabilities</b>	<b>20,489</b>	<b>22,371</b>	<b>23,100</b>
Demand deposits	8,437	9,549	8,755
Time	7,600	7,960	8,306
Savings deposits	2,239	2,077	2,845
Other liabilities	663	783	748
Capital and reserves	1,549	2,002	2,447
No. of commercial banks	4	4	4

<sup>1</sup> Registrar of Companies.

<sup>2</sup> Bermuda Monetary Authority.

<sup>3</sup> BMA has reallocated demand deposits and included them with time deposits

<b>National Accounts*</b>	<b>2004</b>	<b>2005</b>	<b>2006</b>
GDP at market price (\$m)	4,450.3r	4,857.0	N.A
GDP at constant price (\$m) (1996=100)	3,525.5r	3,688.2	N.A
GDP per capita	70,283r	76,403	N.A

<b>Balance of Payments</b>	<b>2004</b>	<b>2005</b>	<b>2006</b>
Current Account balance (\$m)	403r	554r	895

<b>Local Food Production (\$000)</b>	<b>2004</b>	<b>2005</b>	<b>2006</b>
Vegetables	4,095	4,709	4,548
Fruit	291	334	333
Milk	1,876	1,926	1,880
Eggs	333e	343e	337e
Honey	139	197	133
Total	6,734	7,509	7,231

<b>Local Flower Production (\$000)</b>	<b>2004</b>	<b>2005</b>	<b>2006</b>
Flowers	262	228	193

<b>Housing</b>	<b>2004</b>	<b>2005</b>	<b>2006</b>
Residential dwelling units (000s) <sup>1</sup>	29.1	29.2	29.7
New units completed	263	331	304

<b>Use of Arable Land</b>	<b>2004</b>	<b>2005</b>	<b>2006</b>
Total Arable Land	N.A	800e	735
Total Production	N.A	366e	360

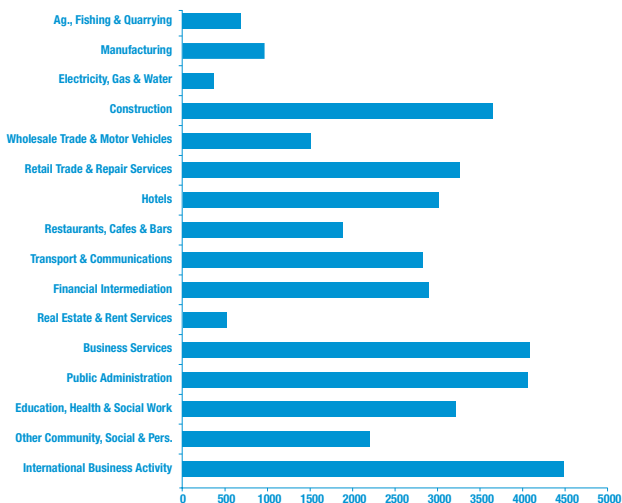
<sup>1</sup> As at Jan. 04, Jan. 05, Jan. 06



## Employment

<b>Jobs by Industry:</b>	<b>2004</b>	<b>2005</b>	<b>2006</b>
Ag., Fishing & Quarrying	651	649	692
Manufacturing	1,012	1,003	965
Electricity, Gas & Water	405	390	372
Construction	3,230	3,494	3,653
Wholesale Trade & Motor Vehicles	1,401	1,406	1,513
Retail Trade & Repair Services	3,509	3,286	3,262
Hotels	3,122	3,231	3,012
Restaurants, Cafes & Bars	1,766	1,838	1,889
Transport & Communications	2,903	2,782	2,829
Financial Intermediation	2,737	2,859	2,902
Real Estate & Rent Services	514	535	518
Business Services	3,715	3,871	4,091
Public Administration	4,104	4,056	4,069
Education, Health & Social Work	3,006	3,122	3,221
Other Community, Social & Pers.	2,214	2,212	2,209
International Business Activity	4,074	4,213	4,489
<b>Total</b>	<b>38,363</b>	<b>38,947</b>	<b>39,686</b>

Employment 2006 (Jobs by Industry)



<b>Proportion (%) of jobs held by:</b>	<b>2004</b>	<b>2005</b>	<b>2006</b>
Males	52	52	52
Females	48	48	48
Bermudians	72	72	69
Non-Bermudians	28	28	31

<b>Total Employment in Bermuda's Information Communication Technology Sector</b>	<b>2004</b>	<b>2005</b>	<b>2006</b>
Total ICT Employment <sup>1</sup>	1,099	1,105	1,158
ICT Employment as % of Total Workforce	2.9%	2.8%	2.9%

### Occupational Rankings by Number of Jobs and Bermudian Status in the Information Technology Sector

2006

Occupation	Total	Bermudian	Non-Bermudian
Telecommunication Technician	102	88	14
Telephone Installer/Repairman	50	49	1
Computer Analyst	53	16	37
Electronic Computer and Related Equipment Mechanic	32	23	9

<b>Miscellaneous</b>	<b>2004</b>	<b>2005</b>	<b>2006</b>
Trade union membership			
Bermuda Industrial Union	3717(e)	3549(e)	N.A.
Bermuda Public Service	3162	3376	3357

Avg. employment income (\$)	57,613	60,132	62,929
Avg. hours worked per week	33	33	33

<b>Fisheries Industry</b>	<b>2004</b>	<b>2005</b>	<b>2006</b>
Registered fishermen	207	320	323
Licensed fishing vessels <sup>2</sup>	207	207	207

<sup>1</sup> Industries that are involved in the development, delivery and support of advanced technological products.

<sup>2</sup> Those vessels which report volume of catch to Division of fisheries

## Tourism

Visitor Arrivals (000)	2004	2005	2006
Cruise Arrivals	206.1	247.3r	336.3
Air Arrivals	271.6	269.6	299.0
United States	209.1	204.0	227.7
Canada	26.5	28.7	27.7
United Kingdom	21.4	22.4	27.0
All other countries	14.6	14.5	16.6
Total <sup>1</sup>	477.7	516.9r	635.3

## Hotel and Guest Houses

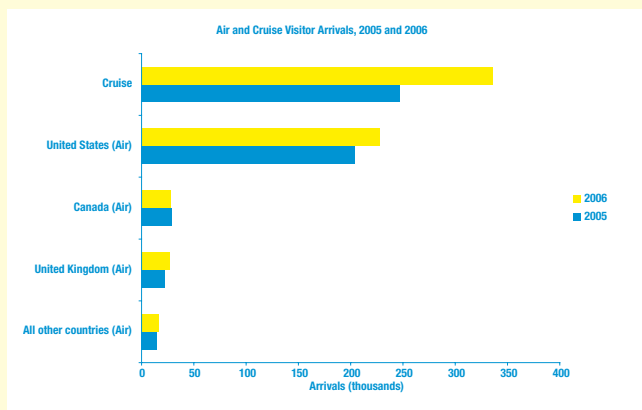
Number of beds	5,888	6,167r	6,065
Average stay (nights)	6.4	6.4	6.5
Visitor expenditure (\$m)	393.4r	394.2r	454.2
Air	343.1r	340.5r	388.9
Cruise	50.3r	53.7r	65.3
Hotel occupancy rate (%)	62.4	56.9	63.8

## Merchant Shipping<sup>2</sup>

No. of calls:			
Cruise ships	162	160	190
Cargo ships	182	167	161
Oil & gas tankers	21	22	20

<sup>1</sup> Totals do not include a small portion of visitors who are classified as ship/air visitors. These are visitors who arrive by ship and depart by air.

<sup>2</sup> Bermuda Harbour Radio



## Health & Education

<b>Medical and Health Personnel</b>	<b>No.</b>	<b>2006 Rate per 10,000 population</b>
Physicians/Surgeons	137	21
Dentists/Dental Hygienists	67	11
Optometrists	7	2
Pharmacists	40	6
Dietitians	7	2
Registered Nurses	454	71

<b>Hospital Care</b>	<b>03/04</b>	<b>04/05</b>	<b>05/06</b>
General:			
No. of beds	211	211	211
Discharges	6,764	6,756	6,625
Length of stay (days)	8.0	7.9	8.5
Occupancy rate (%)	71.0	69.0	73.0
Daily Bed Rate (\$)¹	731	767	854
Avg. cost of stay (\$)	5,848	6,289	7,259

### Other selected statistics:

Emergency visits	31,469	32,116	33,617
Operations	7,991	8,188	8,448
X-Ray (exams)	31,138	31,548	30,529

<b>Education²</b>	<b>2004</b>	<b>2005</b>	<b>2006</b>
Local student enrollment:	10,594	10,517r	10,364
Government schools³	6,370	6,258	6,064
Private schools⁴	3,512	3,470	3,569
Bermuda College	712	789	731
Teachers⁵	1,310	1,305	1,335

¹ Rate for public ward

² Ministry of Education

³ Includes preschool children

⁴ Excludes preschool children

⁵ Includes school principals and special education teachers

## Miscellaneous Statistics

<b>Fire service<sup>1</sup></b>	<b>2004</b>	<b>2005</b>	<b>2006</b>
Total Number of Emergency Dispatches of which:			
Fire calls	6,080	6,270	6,908
EMS calls <sup>2</sup>	1,430	1,528	1,418
KEMH only	2,944	3,496	4,671
Average Property Loss (\$) <sup>3</sup>	1,706	1,246	819
<b>Politics &amp; Government</b>	<b>1993</b>	<b>1998</b>	<b>2003</b>
General Elections:			
Progressive Labor Party	18	26	22
United Bermuda Party	22	14	14
Total Elected Seats	40	40	36 <sup>4</sup>
Registered Voters (000s)	34.5	36.4	39.4
% Voting	78	81	75
<b>Transport</b>	<b>2004</b>	<b>2005</b>	<b>2006</b>
All classes of vehicles	49,229	47,115	47,515
Private cars	21,488	21,978	22,379
Motorcycles	21,708	19,087	19,143
Buses, taxis & limousines	746	815	799
Trucks & tank wagons	3,969	4,058	4,068
Other	1,318	1,177	1,126
<b>Energy Consumption<sup>5</sup></b>	<b>2004</b>	<b>2005</b>	<b>2006</b>
Electric Power (000s kh)			
Total Consumption:	594,998	616,654	631,365
Residential	257,903	268,919	271,215
Commercial	293,863	302,608	311,408
Other	43,232	45,127	48,743
Max. Demand (kh)	108,200	118,800	117,200
<b>Net price per kh (cents)<sup>6</sup></b>			
Residential	24.48	26.47	29.10
Commercial	23.77	25.43	27.51

<sup>1</sup> Bermuda Fire Service

<sup>2</sup> Combined Fire Service and KEMH Resources

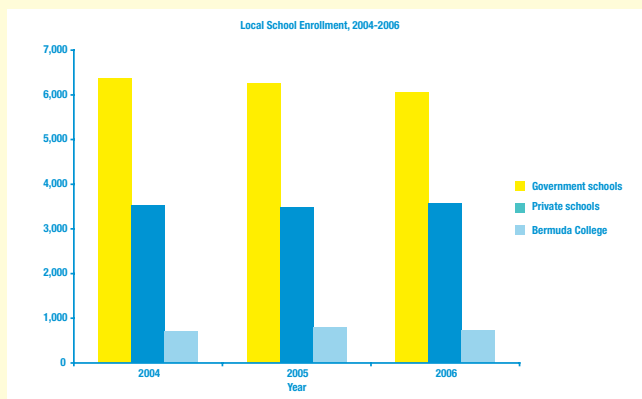
<sup>3</sup> Average dollar value of property loss for structural fires; 2005 figure includes 2005 Electric Company fire losses.

<sup>4</sup> Introduction of single seat constituencies with a thirty-six seat House of assembly.

<sup>5</sup> Bermuda Electric Light Co. Ltd.

<sup>6</sup> Adjusted for discount and fuel adjustment





## Other Statistical Publications

### Monthly

Consumer Price Index	Free
Retail Sales Index	Free

### Quarterly

Bermuda Quarterly Bulletin of Statistics	Free
--	------

### Annually

Bermuda Digest of Statistics	Free
Bermuda Facts and Figures	*Free
Employment Briefs	Free
Employment Survey Detailed Tabulation Set	Free

### Other

Household Expenditure Survey - 1993 & 2004	Free
Bermuda's Stride Toward the 21 <sup>st</sup> Century (Dorothy Newman Report – November 1994)	Free
The 1991 Census of Population and Housing	\$ 5.00
The 2000 Census of Population and Housing	\$20.00
Labour Force Trends (2000 Census Monograph)	\$10.00
Social Dynamics (2000 Census Monograph)	\$10.00

### Note:

The above prices are quoted in Bermuda dollars.  
BM\$1 = US\$1

\* There is a charge for orders in excess of twenty-five (25) copies.

**DEPARTMENT OF STATISTICS**

Cedar Park Centre, 48 Cedar Avenue, Hamilton HM 11

(P.O. Box HM 3015, Hamilton, Bermuda HM MX)

Website: [www.statistics.gov.bm](http://www.statistics.gov.bm)

E-mail: [statistics@gov.bm](mailto:statistics@gov.bm)

Fax: (441) 295-8390

Tel: (441) 297-7761

**SELECTED GOVERNMENT DEPARTMENTS**

**Department of Tourism** (441) 292-0023

Global House, 43 Church Street, Hamilton HM 12

(P.O.Box HM 465, Hamilton HM BX)

**Registrar of Companies** (441) 297-7574

30 Parliament Street, Hamilton HM 12

**Registry General** (441) 297-7709

30 Parliament Street, Hamilton HM 12

**Immigration Department** (441) 297-7941

30 Parliament Street, Hamilton HM 12

**Department of Education** (441) 278-3300

14 Dundonald Street West, Hamilton HM 04

**Other Organizations**

**Bermuda International Business Association** (441) 292-0632

20 Victoria St., Hamilton HM 12

**Bermuda Chamber of Commerce** (441) 295-4201

(P.O.Box HM 655, Hamilton, Bermuda HMCX)

**Bermuda College** (441) 236-9000

Stonington Avenue, South Road, Paget PG BX

(P.O. Box PG 297, Paget, Bermuda PG BX)

**Visitors Information** (441) 734-3233

No. 1 Shed, Hamilton HM 11



